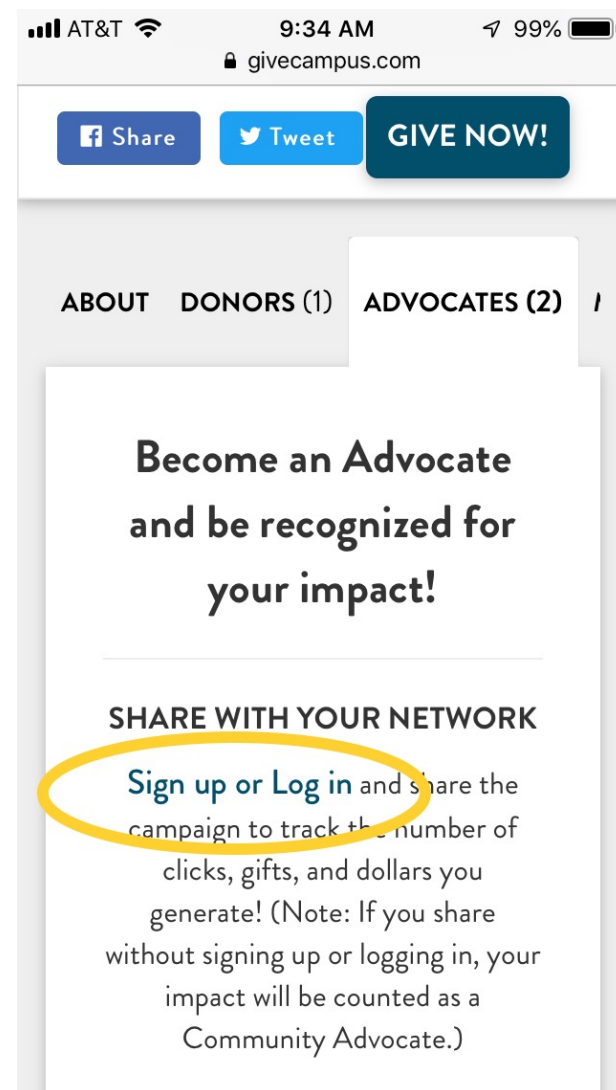
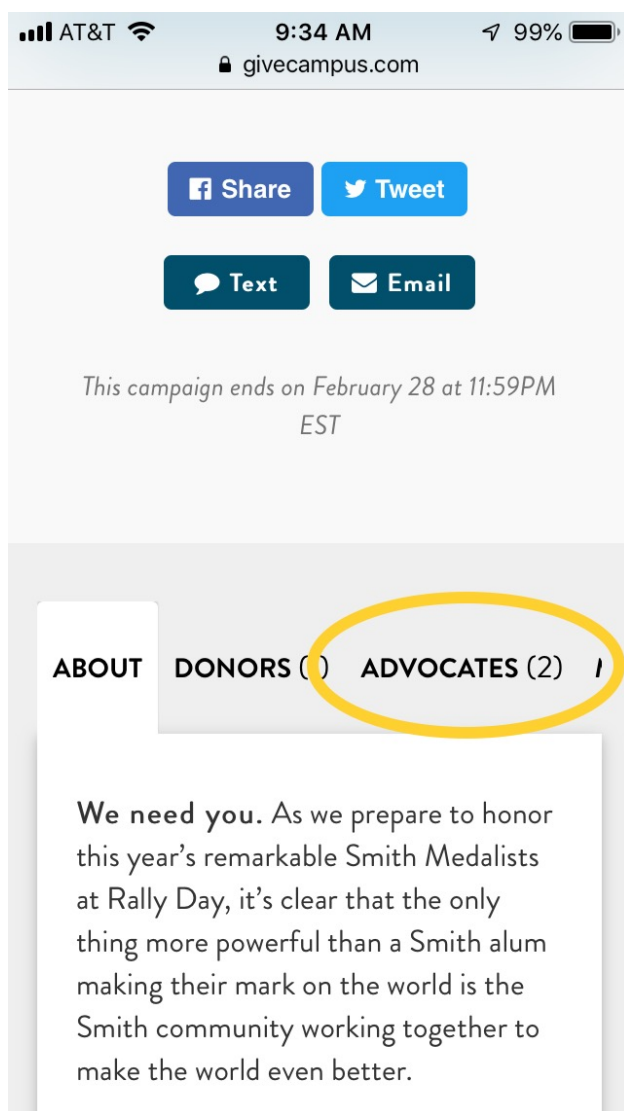
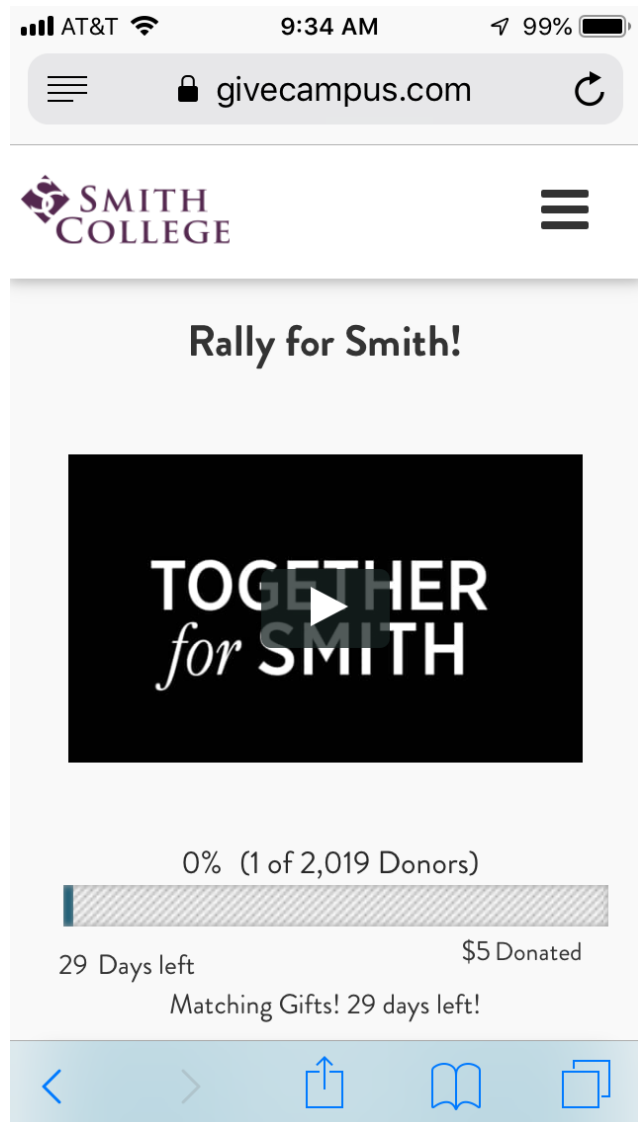


Becoming an official campaign “Advocate” is easy by following these simple steps:

- 1) Go to the campaign site: <https://www.givecampus.com/schools/SmithCollege/rally-for-smith>
- 2) Scroll down until you see “ABOUT, DONORS, and ADVOCATES” as tabs, and click on “ADVOCATES”
- 3) Click “sign up” or “login” to let GiveCampus know who you are. If you use Facebook, you will be given the option to link your GiveCampus login to that account.



Once you are logged in, you will see the option to share the campaign with your network:

- 4) Select one of the four buttons to post directly to Facebook or Twitter, or to copy your unique link to a text or an email. (Paste the URL into your text or email if you choose one of those options.)
- 5) By using your unique link via this log-in process, you will become an Advocate as shown in the final screen shot, below.
- 6) Jody Angevin has shared her unique link to her class Facebook group. This allows GiveCampus to tell her how many people have clicked through her link, and it will track how many donations are made through the link.
- 7) Feel like going the extra mile? You can set up a match of your own! Reach out to The Smith Fund if you need any help!

