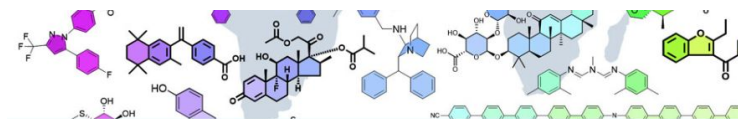


CHEMDRAW DOWNLOAD for **new** installations (for v 18 and higher)

Go to Perkin Elmer subscription website...
(<https://informatics.perkinelmer.com/sitesubscription/>)



Site Subscription

Site Subscriptions are a convenient, affordable way to access or distribute the application throughout your organization (Acader to verify if you are eligible to access and download your copy of ChemDraw. If you do not have a Site Subscription and would li by clicking here.

The latest version of ChemDraw is available via the PerkinElmer Download Center, which requires the user to register before do web page remains available to access Cloud Applications.

Please use the [Quick Start Guide](#) to learn how to quickly register and activate your copy of ChemDraw and ChemOffice+ C

Search for Institution



Category

All

Academic

Saint Anselm College

Manchester, USA

Register to download the latest v

- Mnova ChemDraw Edition (availab

Register



... and enter "Smith" in the Search for Institution bar

Smith College

Northampton, Massachusetts, USA

Register to download the latest version of ChemDraw

- Mnova ChemDraw Edition (available with ChemOffice+ Cloud)

Register

Access PerkinElmer Cloud Applications

- ChemOffice+ (available with ChemOffice+ Cloud)
- Signals Notebook Individual Edition (available with ChemOffice+ Cloud)
- ChemDraw Cloud (available with ChemDraw Professional and ChemOffice+ Cloud)

Register



Click on Register.
This will take you to the Perkin Elmer registration site.

At the Perkin Elmer Registration site,
create your own account (if you don't have one already)



INFORMATICS

SITE SUBSCRIPTION

Welcome to User Registration

Existing User? [Click here to Login](#)

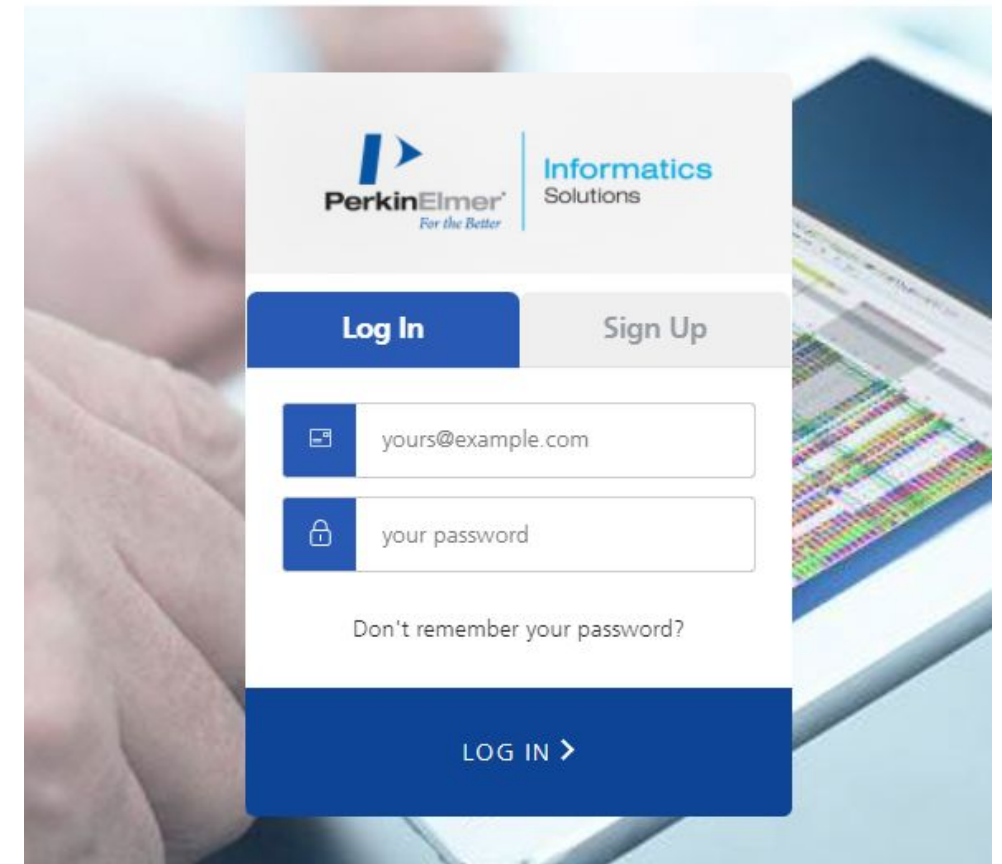
New User?

Get started with the following details:

First name*
Last Name*
Address 1*
Address 2
City*
Zip/Postal Code*
United States ▼
State * ▼
Email Address*
Account ID*: 34315L
<input type="submit" value="Submit"/>

You will then receive an email with further instructions

...or sign in directly into your account at the
PerkinElmer Download Center
(login.perkinelmerinformatics.com)



Once logged in, choose the version with the most recent Start Date if there are multiple options. Click “Download Now” at the far right of the table.

List Entitlements

Entitlements are listed below. Sort by clicking a column heading. Select specific entitlements to view or perform actions on them.

Page 1 of 1

Activation Code cor

<input type="checkbox"/>	Entitlement ID	Product	Quantity_Purchased	Start Date	Expiration
<input type="checkbox"/>	ORD19852SL-DSK 18 Update	ChemDraw Prime. Site Subscription, includes Bronze Support.	1	Nov 1, 2018	Aug 17, 2022
<input type="checkbox"/>	ORD44618SL	ChemDraw Prime. Site Subscription, includes Bronze Support. (Site S)	1	Jun 4, 2021	Aug 17, 2022
<input type="checkbox"/>	ORD19852SL	ChemDraw Prime. Annual Site Subscription, includes Bronze Support V17 (Site S)	1	Aug 18, 2018	Aug 17, 2022

Click ChemDraw Prime to download the software.

Product Activation Code: 5B91-E

Product: ChemDraw Prime. Site Subscription, includes Bronze Support. (Site 5)

New Versions Previous Versions

Version	Download Package
20.1.1	ChemDraw Prime

[Quick Start Guide – Open Me First \(ChemDraw Prime\)](#)

Then click the cos____.exe file to download the PC version.

Downloads

ChemDraw Prime 20.1.1

Learn more about our [ChemOffice Suite Of Products](#)

You may not need to activate!
If prompted for an activation code, please do the following:

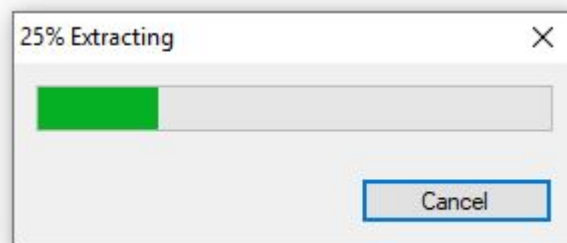
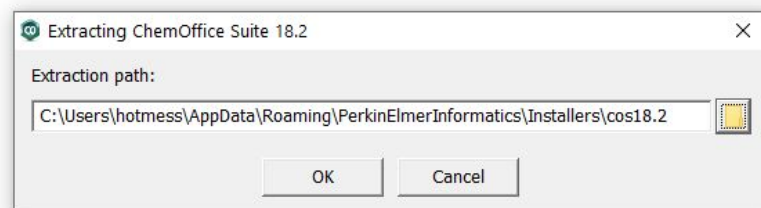
- [Click here](#) to navigate back to the List Entitlement page and Copy the Product Activation code.
- This Product Activation code will activate both WIN & MAC platforms.

Files

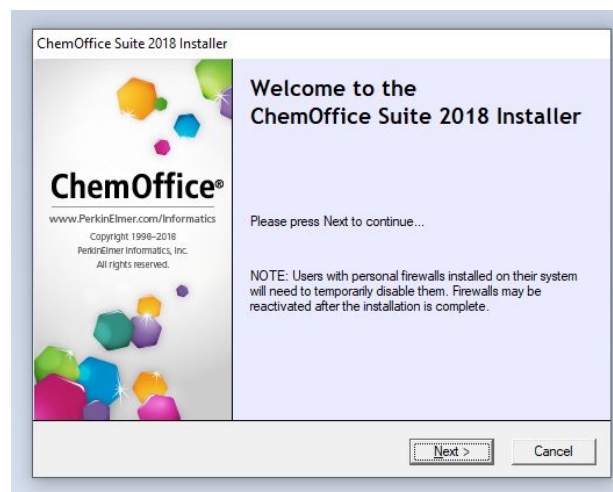
+ File Description	File Size	File Added	File Name
+ PC Windows Installer for ChemDraw Prime	502.04MB	Aug 11, 2021	↓ cos20.1.1.exe
+ Mac OSX Installer for ChemDraw Prime	71.69MB	Aug 10, 2021	↓ cd201.dmg
+ ChemDraw ChemOffice+ Cloud 20 Tips & Tricks	121.07MB	Aug 10, 2021	↓ ChemDraw ChemOffice

Leave this browser window open, you may need it again in a minute for the activation code!

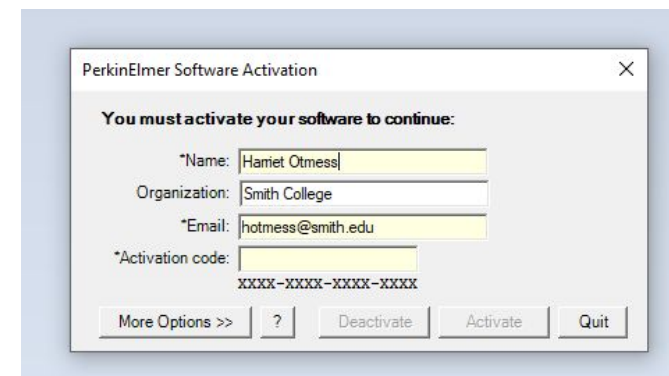
Find your downloads folder and look for the file with a name like **cos20.1.1.exe** and open it.



Say OK to extract the package...



Click Next at the welcome screen.



Now the installer will ask you to activate.

To get your activation code, go back to the Perkin Elmer website.
You can find it in the list of software versions to download...

Page 1 of 1

Activation ID Contains

Entitlement ID	Product	Quantity_Purchased	Start Date	Expiration	Maintenance	Product_Activation
<input type="checkbox"/> ORD44618SL	ChemDraw Prime. Site Subscription, includes Bronze Support. (Site S)	1	Jun 4, 2021	Aug 17, 2022		5891-EA [REDACTED]

...or on the page for the individual package
you selected.

Product Activation Code: 5B91-EA [REDACTED]

Product: ChemDraw Prime. Site Subscription, includes Bronze Support. (Site S)

New Versions Previous Versions

Version	Download Package
20.1.1	ChemDraw Prime

PerkinElmer Software Activation

Software activation:

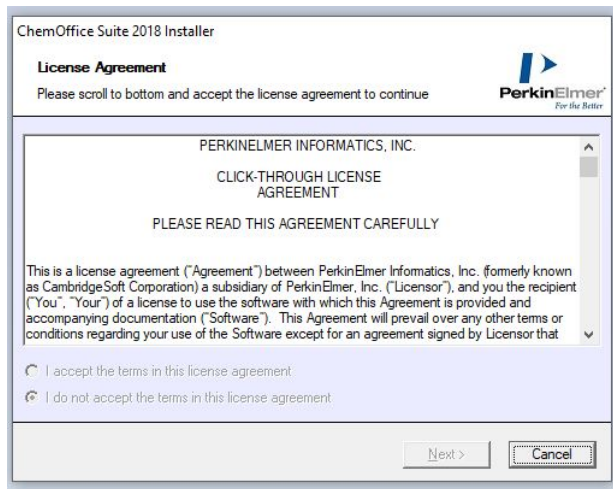
*Name:

Organization:

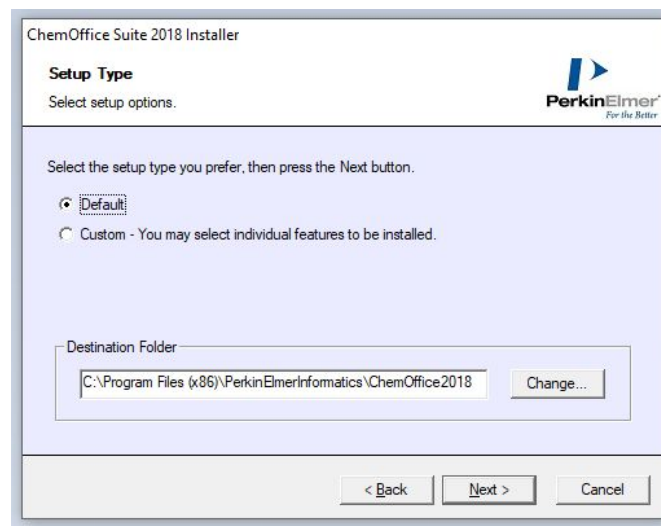
*Email:

*Activation code:
XXXX-XXXX-XXXX-XXX ChemDraw Prime

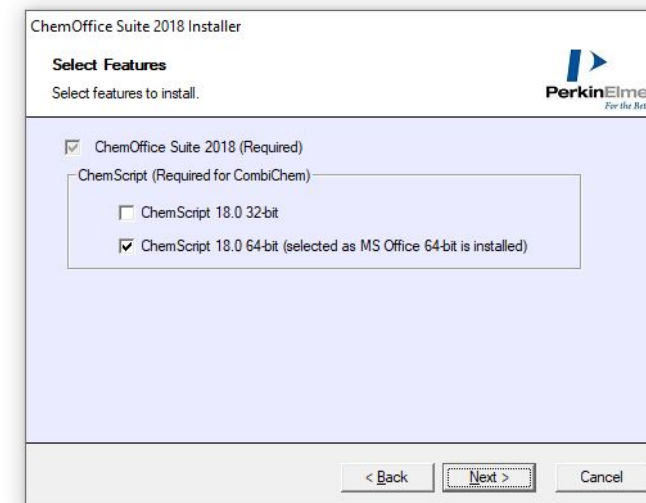
Copy and paste the code into the ChemDraw Installer
Window that appeared asking for it, then click Activate.



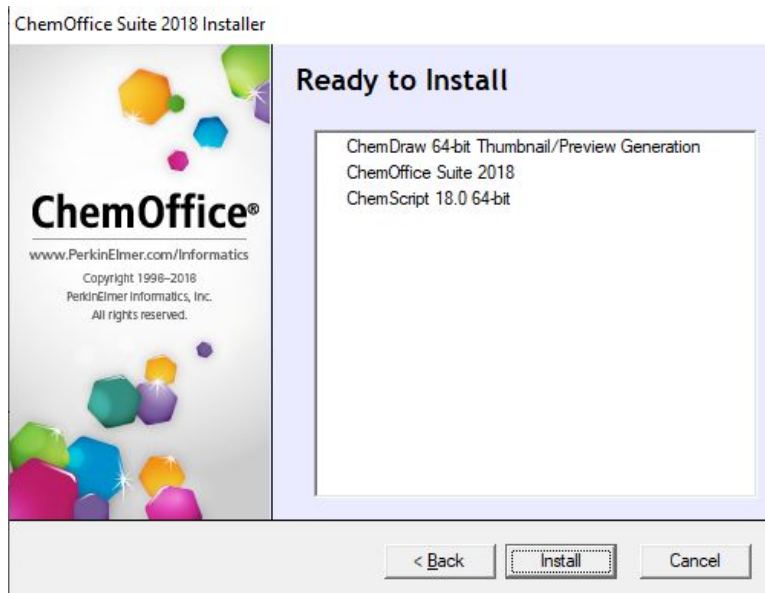
Scroll to the bottom of the license & then click "I accept" and Next...



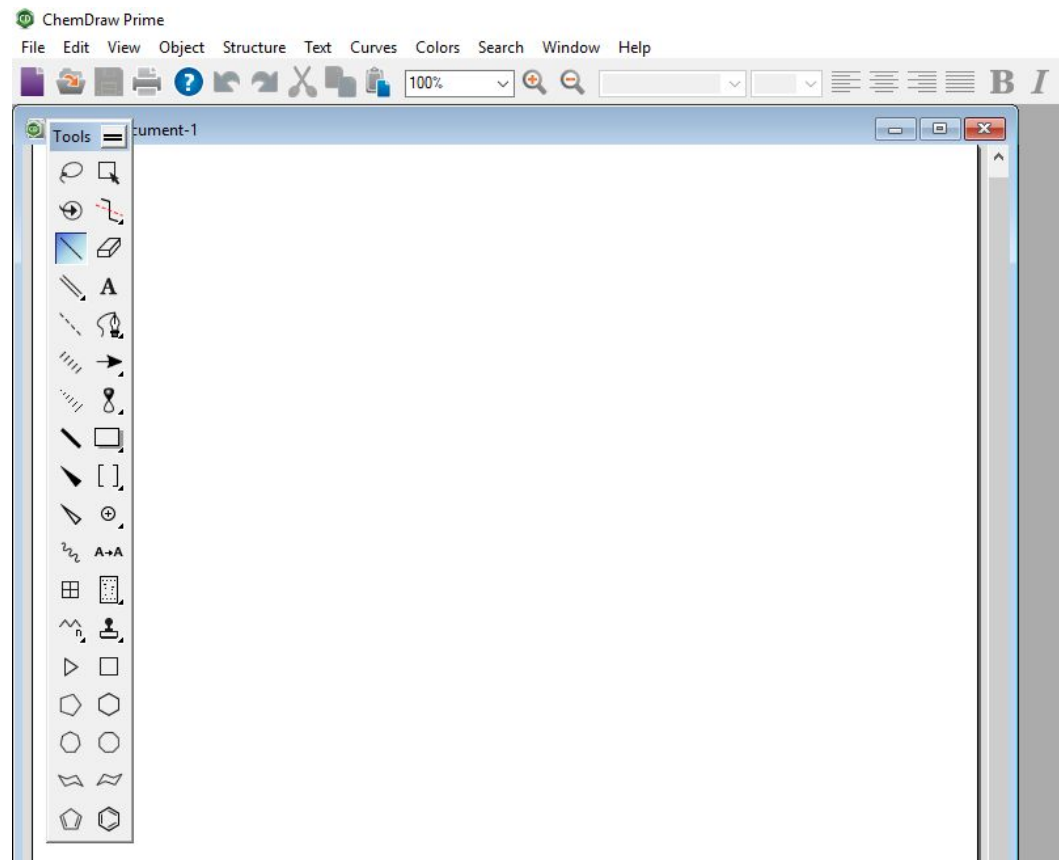
Choose a Default installation & click Next...



Click Next to accept the defaults for any other packages the software recommends (ChemScript and/or Python)...



Finally! Click Install...



When complete, there should be a shortcut on your desktop to open the software. Enjoy!