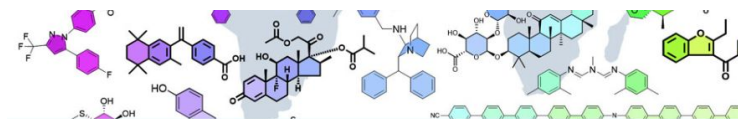


CHEMDRAW DOWNLOAD for **new** installations (for v 18 and higher)

Go to Perkin Elmer subscription website...
(<https://informatics.perkinelmer.com/sitesubscription/>)



Site Subscription

Site Subscriptions are a convenient, affordable way to access or distribute the application throughout your organization (Acader to verify if you are eligible to access and download your copy of ChemDraw. If you do not have a Site Subscription and would li by clicking here.

The latest version of ChemDraw is available via the PerkinElmer Download Center, which requires the user to register before do web page remains available to access Cloud Applications.

Please use the [Quick Start Guide](#) to learn how to quickly register and activate your copy of ChemDraw and ChemOffice+ C

Search for Institution



Category

All

Academic

Saint Anselm College

Manchester, USA

Register to download the latest v

- Mnova ChemDraw Edition (availab

Register



... and enter "smith" in the Search for Institution bar

Smith College

Northampton, Massachusetts, USA

Register to download the latest version of ChemDraw

- Mnova ChemDraw Edition (available with ChemOffice+ Cloud)

Register

Access PerkinElmer Cloud Applications

- ChemOffice+ (available with ChemOffice+ Cloud)
- Signals Notebook Individual Edition (available with ChemOffice+ Cloud)
- ChemDraw Cloud (available with ChemDraw Professional and ChemOffice+ Cloud)

Register

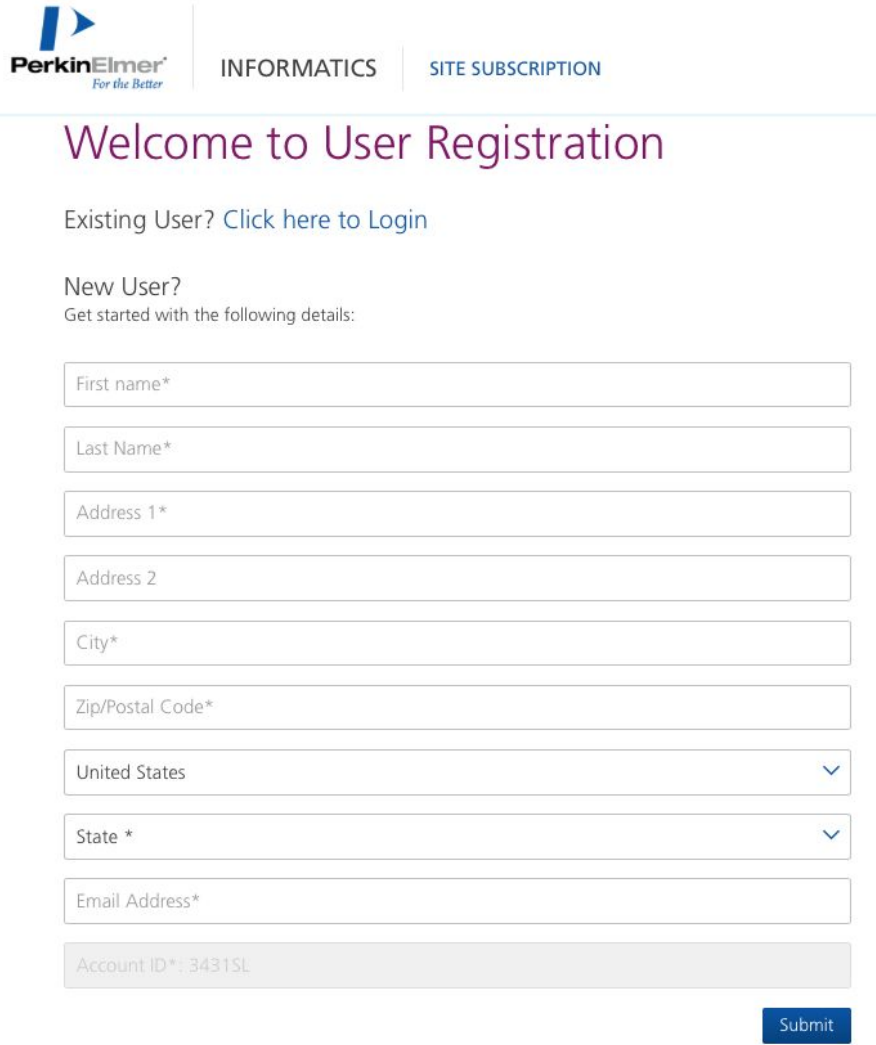


You can download an earlier version, or download the latest... example here is for v20!

Click on Register link

This will take you to the Perkin Elmer registration site.

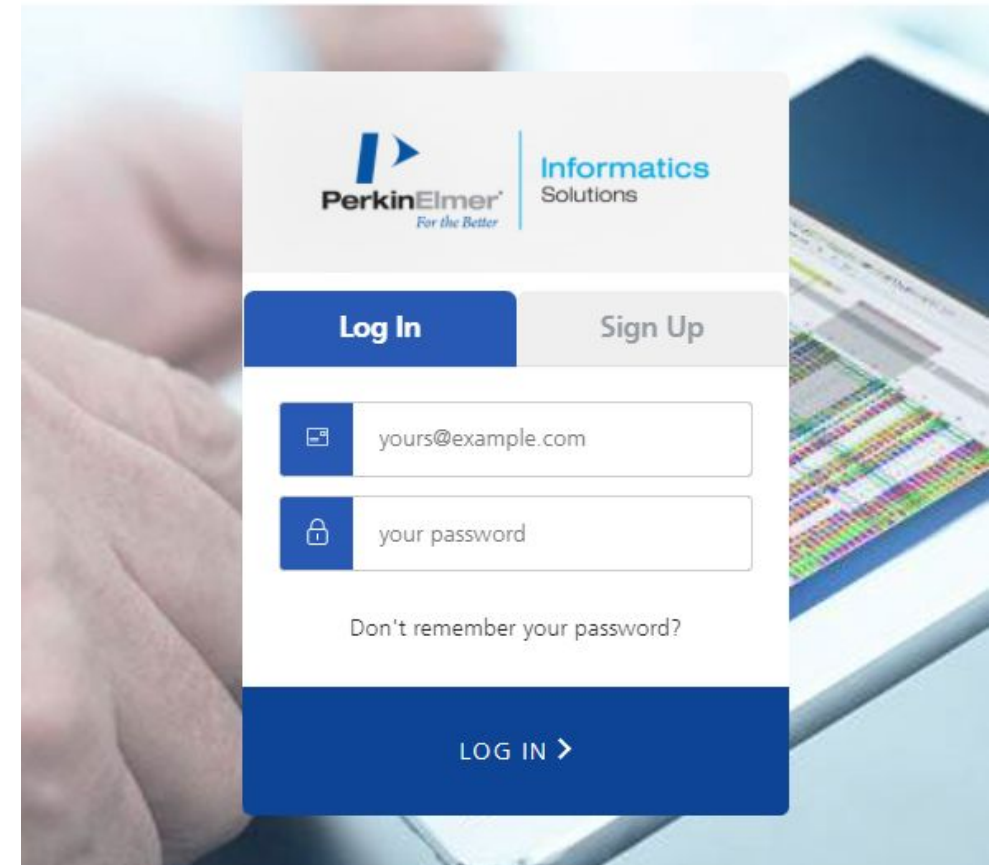
At the Perkin Elmer Registration site...
Create your own account (if you don't have one already)



The screenshot shows the PerkinElmer registration page. At the top left is the PerkinElmer logo with the tagline "For the Better". To the right are the words "INFORMATICS" and "SITE SUBSCRIPTION". Below this is a large heading "Welcome to User Registration". Underneath, there is a link "Existing User? Click here to Login". The "New User?" section is active, with the instruction "Get started with the following details:". The form contains several input fields: "First name*", "Last Name*", "Address 1*", "Address 2", "City*", "Zip/Postal Code*", a dropdown menu for "United States", another dropdown menu for "State *", "Email Address*", and a greyed-out field for "Account ID*: 3431SL". A blue "Submit" button is located at the bottom right of the form.

You will then receive an email with further instructions

...or sign in directly into your account at
the PerkinElmer Download Center
(login.perkinelmerinformatics.com)



The screenshot shows a login/sign-up overlay on a blurred background of a person's hands using a laptop. The overlay has the PerkinElmer logo and "Informatics Solutions" at the top. Below the logo are two buttons: "Log In" (highlighted in blue) and "Sign Up". There are two input fields: one for an email address with the placeholder "yours@example.com" and one for a password with the placeholder "your password". Below the password field is a link "Don't remember your password?". At the bottom of the overlay is a large blue button with the text "LOG IN >".

Once logged in, choose the version with the most recent Start Date if there are multiple options. Click “Download Now” at the far right of the table.



Informatics
Solutions



Home

Activation & Entitlements

List Entitlements

Devices

Devices

Create Device

Offline Device Management

Downloads

List Downloads

Search Downloads

Recent Releases

Recent Files Added

Accounts & Users

Accounts

List accounts

Search accounts

Users

List users

Search users

List Entitlements

Entitlements are listed below. Sort by clicking a column heading. Select specific entitlements to view or perform actions on them.

Page 1 of 1

<input type="checkbox"/>	Entitlement ID	Product	Quantity_Purchased	Start Date	Expiration
<input type="checkbox"/>	ORD44618SL	ChemDraw Prime. Site Subscription, includes Bronze Support. (Site S)	1	Jun 4, 2021	Aug 17, 2022
<input type="checkbox"/>	ORD35794SL	ChemDraw Prime. Site Subscription, includes Bronze Support. (Site S)	1	Jun 8, 2020	Aug 17, 2022
<input type="checkbox"/>	ORD19852SL-DSK 18 Update	ChemDraw Prime. Site Subscription, includes Bronze Support.	1	Nov 1, 2018	Aug 17, 2022
<input type="checkbox"/>	ORD19852SL	ChemDraw Prime. Annual Site Subscription, includes Bronze Support. V17 (Site S)	1	Aug 18, 2018	Aug 17, 2022
<input type="checkbox"/>	ORD28815SL	ChemDraw Prime. Site Subscription, includes Bronze Support. (Site S)	1	Aug 14, 2019	Aug 17, 2022
<input type="checkbox"/>	Site License Update DSK V17 - 94	ChemDraw Prime. Annual Site Subscription, includes Bronze Support. V17 (Site S)	1	Aug 18, 2017	Aug 17, 2022

Activation C

Click ChemDraw Prime to download the software.

Product Activation Code: 5B91-E

Product: ChemDraw Prime. Site Subscription, includes Bronze Support. (Site S)

New Versions Previous Versions

Version	Download Package
20.1.1	ChemDraw Prime

[Quick Start Guide – Open Me First \(ChemDraw Prime\)](#)

Then click the cdxxx.dmg file to download the Mac version.

Downloads

ChemDraw Prime 20.1.1

Learn more about our [ChemOffice Suite Of Products](#)

You may not need to activate!
If prompted for an activation code, please do the following:

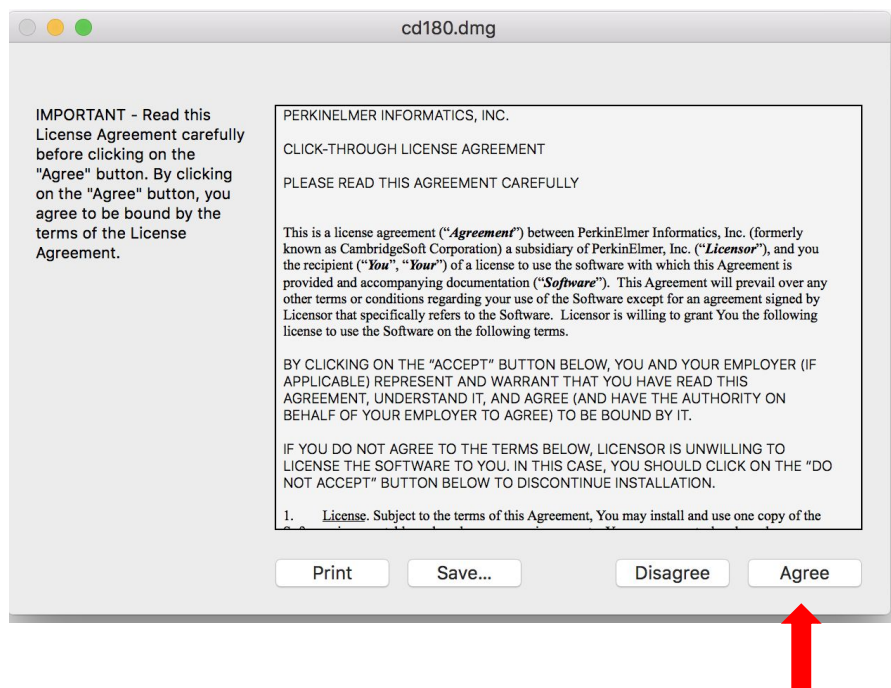
- [Click here](#) to navigate back to the List Entitlement page and Copy the Product Activation code.
- This Product Activation code will activate both WIN & MAC platforms.

Files

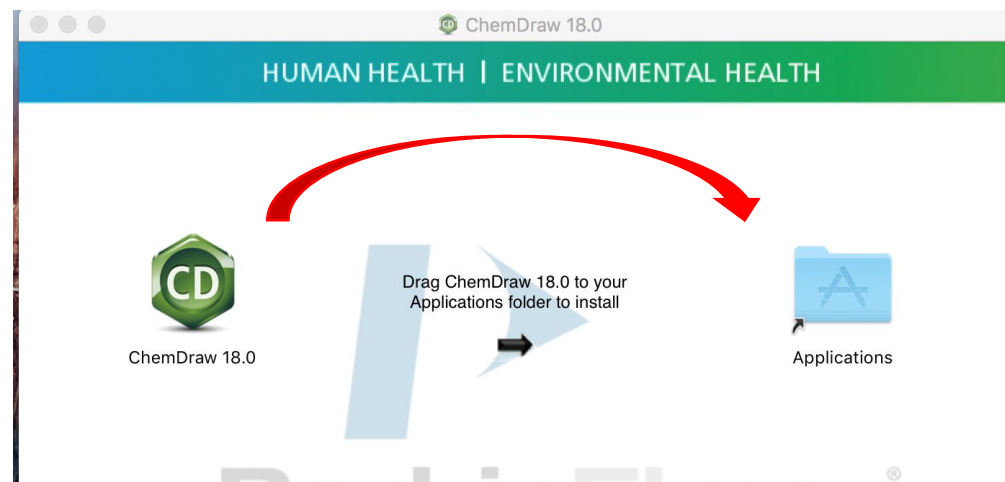
	File Description	File Size	File Added	File Name
+	PC Windows Installer for ChemDraw Prime	502.04MB	Aug 11, 2021	↓ cos20.1.1.exe
+	Mac OSX Installer for ChemDraw Prime	71.69MB	Aug 10, 2021	↓ cd201.dmg
+	ChemDraw ChemOffice+ Cloud 20 Tips & Tricks	121.07MB	Aug 10, 2021	↓ ChemDraw ChemOffice

Leave this browser window open, you may need it again in a minute for the activation code!

Once saved on your computer you can double click the “cd201.dmg” file to open it and to get the final installation started



Agree to the terms, and drag the program to the applications folder



ChemDraw should now be available as an application in your computer. You can now close the pop-up windows, and click on the application to launch it. The first time you launch the program it will ask you to Activate...remember we asked you to keep the browser window open?....

To get your activation code, go back to the Perkin Elmer website.
You can find it in the list of software versions to download...

Page 1 of 1

Activation Code corresponds to the product in the row they are in

Entitlement ID	Product	Quantity_Purchased	Start Date	Expiration	Maintenance	Product_Activation
ORD44618SL	ChemDraw Prime. Site Subscription, includes Bronze Support. (Site 5)	1	Jun 4, 2021	Aug 17, 2022		5891-EA [REDACTED]

...or on the page for the individual package
you selected.

Product Activation Code: 5B91-EA [REDACTED]

Product: ChemDraw Prime. Site Subscription, includes Bronze Support. (Site 5)

New Versions		Previous Versions	
Version	Download Package		
20.1.1	ChemDraw Prime		

Activate ChemDraw

You must activate ChemDraw to continue:

Name: Sophia Smith

Organization: Smith College

Email: ssmith@smith.edu

Activation code: XXXX-XXXX-XXXX-XXXX

More options ? Quit Activate

Copy and paste the code into the ChemDraw Installer
Window that appeared asking for it, then click Activate.

After clicking on Activate. It returned: Success!! ...and warned me about the creation of some folders for ChemDraw to properly work. Agree to that. Now it is ready to draw!

