

	2007 Cycles WNS				
<i>% Who Agree or Strongly Agree</i>	First Year (N = 164)	Sophomore (N = 147)	Junior (N = 101)	Senior (N = 161)	Total (N = 610)
Smith College encourages students to have balanced lives.	61.0%	0.52	37.8%	0.45	50.0%
Smith College encourages graduates to have balanced lives.	43.4%	0.45	49.0%	0.51	47.1%
I feel at odds with Smith's expectations for me.	19.0%	24.1%	27.6%	19.2%	21.9%
I feel at odds with my parents' expectations for me.	17.1%	0.20	20.4%	0.16	18.1%
I feel at odds with my own expectations for myself.	32.5%	39.3%	31.6%	29.6%	33.3%
Smith's expectations for me will play an important role in my life after graduation.	54.1%	0.43	33.7%	0.39	43.4%
Smith's values will play an important role in my life after graduation.	59.7%	55.4%	51.0%	58.8%	56.9%
Smith encourages each student to follow her own values and goals.	78.5%	0.73	57.1%	0.73	71.8%
I expect to live up to Smith's expectations for success.	67.3%	64.5%	59.2%	59.5%	63.0%
Personal success at Smith is broadly defined.	66.7%	0.60	59.2%	0.58	61.3%
Smith understands failure as an important educational experience.	31.6%	23.4%	22.4%	33.8%	28.5%
My experience at Smith is "in a bubble."	56.6%	0.77	69.1%	0.62	65.5%
Students here are stressed.	80.4%	90.7%	92.8%	92.9%	88.7%
Smith encourages personal reflection among students.	54.4%	0.45	29.6%	0.48	45.8%
I avoid thinking about life after Smith.	13.8%	17.0%	16.3%	15.7%	15.6%
I expect to have a demanding career.	84.3%	0.74	74.5%	0.76	77.6%
I expect to be well-off financially.	66.0%	60.7%	61.2%	54.5%	60.6%
I expect to pay attention to my health.	90.6%	0.91	85.6%	0.92	90.2%
I expect to take time for contemplation and reflection.	78.6%	85.1%	69.4%	77.3%	78.3%
I expect to have satisfying relationships.	83.0%	0.84	84.7%	0.90	85.5%
I expect to be in control of my choices.	93.0%	89.4%	89.8%	91.6%	91.1%
I expect to follow an unconventional path.	56.6%	0.50	48.5%	0.51	51.8%
I expect to raise children.	57.2%	70.9%	57.1%	65.6%	63.0%
I expect to have children soon after graduation.	6.1%	0.07	2.5%	0.04	4.9%
I expect to become established in my career before having children.	82.6%	71.5%	79.0%	77.7%	77.5%
I expect that I will know the best time in my career to have children.	70.8%	0.71	63.0%	0.71	69.5%
I expect to take time off from my career when my children are young.	40.0%	52.8%	42.0%	48.1%	46.2%
If you expect to take time off: I expect to return to a successful career after taking time off.	87.0%	0.84	85.3%	0.82	84.4%
I expect to support a partner who stays home to care for our children.	15.8%	20.0%	25.0%	18.1%	19.3%
My family had an equitable distribution of work between parents.	44.7%	0.45	41.2%	0.44	44.2%
Both my parents had opportunities to pursue their personal goals.	51.9%	47.9%	39.2%	48.3%	47.6%
My parents knew how to balance work and family.	65.4%	0.68	53.1%	0.64	63.5%
Both my parents worked outside the home during my childhood.	67.3%	65.7%	59.8%	53.6%	61.8%
The sacrifices made by my parents were unequal.	39.0%	0.30	43.3%	0.37	36.9%
I have role models for the family I would like to create.	65.2%	64.5%	63.9%	70.0%	66.1%
I have role models for the career I would like to create.	51.9%	0.54	54.6%	0.58	54.7%
I have role models for balancing work and family.	67.1%	63.6%	56.1%	64.0%	63.4%
I have found new role models at Smith.	39.5%	0.48	54.1%	0.58	49.4%

## 2007 Cycles WNS

Ada

*% Who Agree or Strongly Agree*

(N=37)

Smith College encourages students to have balanced lives.	54.1%
Smith College encourages graduates to have balanced lives.	43.2%
I feel at odds with Smith's expectations for me.	10.8%
I feel at odds with my parents' expectations for me.	11.1%
I feel at odds with my own expectations for myself.	37.8%
Smith's expectations for me will play an important role in my life after graduation.	59.5%
Smith's values will play an important role in my life after graduation.	62.2%
Smith encourages each student to follow her own values and goals.	75.7%
I expect to live up to Smith's expectations for success.	75.0%
Personal success at Smith is broadly defined.	62.2%
Smith understands failure as an important educational experience.	35.1%
My experience at Smith is "in a bubble."	48.6%
Students here are stressed.	77.8%
Smith encourages personal reflection among students.	43.2%
I avoid thinking about life after Smith.	13.5%
I expect to have a demanding career.	62.2%
I expect to be well-off financially.	43.2%
I expect to pay attention to my health.	97.3%
I expect to take time for contemplation and reflection.	89.2%
I expect to have satisfying relationships.	91.9%
I expect to be in control of my choices.	89.2%
I expect to follow an unconventional path.	73.0%
I expect to raise children.	44.4%
I expect to have children soon after graduation.	20.0%
I expect to become established in my career before having children.	18.8%
I expect that I will know the best time in my career to have children.	20.0%
I expect to take time off from my career when my children are young.	53.3%
If you expect to take time off: I expect to return to a successful career after taking time off.	87.5%
I expect to support a partner who stays home to care for our children.	26.7%
My family had an equitable distribution of work between parents.	30.6%
Both my parents had opportunities to pursue their personal goals.	14.3%
My parents knew how to balance work and family.	22.2%
Both my parents worked outside the home during my childhood.	69.4%
The sacrifices made by my parents were unequal.	41.7%
I have role models for the family I would like to create.	38.9%
I have role models for the career I would like to create.	33.3%
I have role models for balancing work and family.	31.4%
I have found new role models at Smith.	58.3%

2008 Cycles WNS	First Year (N = 131)	Sophomore (N = 132)	Junior (N = 76)	Senior (N = 106)	Total (N = 471)
<b>% Who Agree or Strongly Agree</b>					
Smith College encourages students to have balanced lives.	57.4%	0.43	32.9%	0.39	44.6%
Smith College encourages graduates to have balanced lives.	50.8%	0.47	30.0%	0.53	46.7%
I feel at odds with Smith's expectations for me.	22.3%	0.27	40.0%	0.30	28.4%
I feel at odds with my parents' expectations for me.	20.8%	0.18	28.6%	0.21	21.3%
I feel at odds with my own expectations for myself.	37.0%	0.37	38.6%	0.37	37.3%
Smith's expectations for me will play an important role in my life after graduation.	52.3%	0.44	33.3%	0.44	44.8%
Smith's values will play an important role in my life after graduation.	62.3%	0.58	47.9%	0.58	57.7%
Smith encourages each student to follow her own values and goals.	73.8%	0.70	50.0%	0.76	69.2%
I expect to live up to Smith's expectations for success.	70.0%	0.55	47.1%	0.56	58.5%
Personal success at Smith is broadly defined.	66.9%	0.59	41.4%	0.55	57.6%
Smith understands failure as an important educational experience.	31.3%	0.20	12.9%	0.23	22.9%
My experience at Smith is "in a bubble."	69.0%	0.61	74.3%	0.67	67.1%
Students here are stressed.	84.5%	0.91	88.6%	0.94	89.5%
Smith encourages personal reflection among students.	54.3%	0.55	33.3%	0.52	50.5%
I avoid thinking about life after Smith.	15.5%	0.22	18.6%	0.26	20.4%
I expect to have a demanding career.	79.2%	0.72	72.9%	0.77	75.5%
I expect to be well-off financially.	65.4%	0.57	46.5%	0.51	56.4%
I expect to pay attention to my health.	88.5%	0.87	84.3%	0.87	86.9%
I expect to take time for contemplation and reflection.	82.9%	0.74	78.6%	0.78	78.5%
I expect to have satisfying relationships.	85.4%	0.80	81.2%	0.82	82.4%
I expect to be in control of my choices.	89.2%	0.86	84.3%	0.87	86.9%
I expect to follow an unconventional path.	53.1%	0.50	45.7%	0.48	49.8%
I expect to raise children.	66.9%	0.64	68.6%	0.59	64.5%
I expect to have children soon after graduation.	4.5%	0.06	8.3%	0.02	5.0%
I expect to become established in my career before having children.	79.6%	0.77	67.2%	0.77	76.1%
I expect that I will know the best time in my career to have children.	71.3%	0.66	69.5%	0.76	70.4%
I expect to take time off from my career when my children are young.	42.1%	0.40	49.2%	0.42	42.7%
If you expect to take time off: I expect to return to a successful career after taking time off.	86.7%	0.90	90.0%	0.88	88.7%
I expect to support a partner who stays home to care for our children.	11.1%	0.09	25.0%	0.20	14.7%
My family had an equitable distribution of work between parents.	48.5%	0.42	40.6%	0.44	44.0%
Both my parents had opportunities to pursue their personal goals.	45.0%	0.44	51.5%	0.46	46.0%
My parents knew how to balance work and family.	60.0%	0.59	54.3%	0.57	58.1%
Both my parents worked outside the home during my childhood.	64.6%	0.60	59.4%	0.62	62.0%
The sacrifices made by my parents were unequal.	32.3%	0.36	37.7%	0.40	36.1%
I have role models for the family I would like to create.	67.4%	0.65	64.7%	0.70	66.7%
I have role models for the career I would like to create.	55.8%	0.48	48.6%	0.62	53.8%
I have role models for balancing work and family.	66.4%	0.60	60.3%	0.61	62.1%
I have found new role models at Smith.	50.4%	0.51	49.3%	0.66	54.1%

## 2008 Cycles WNS

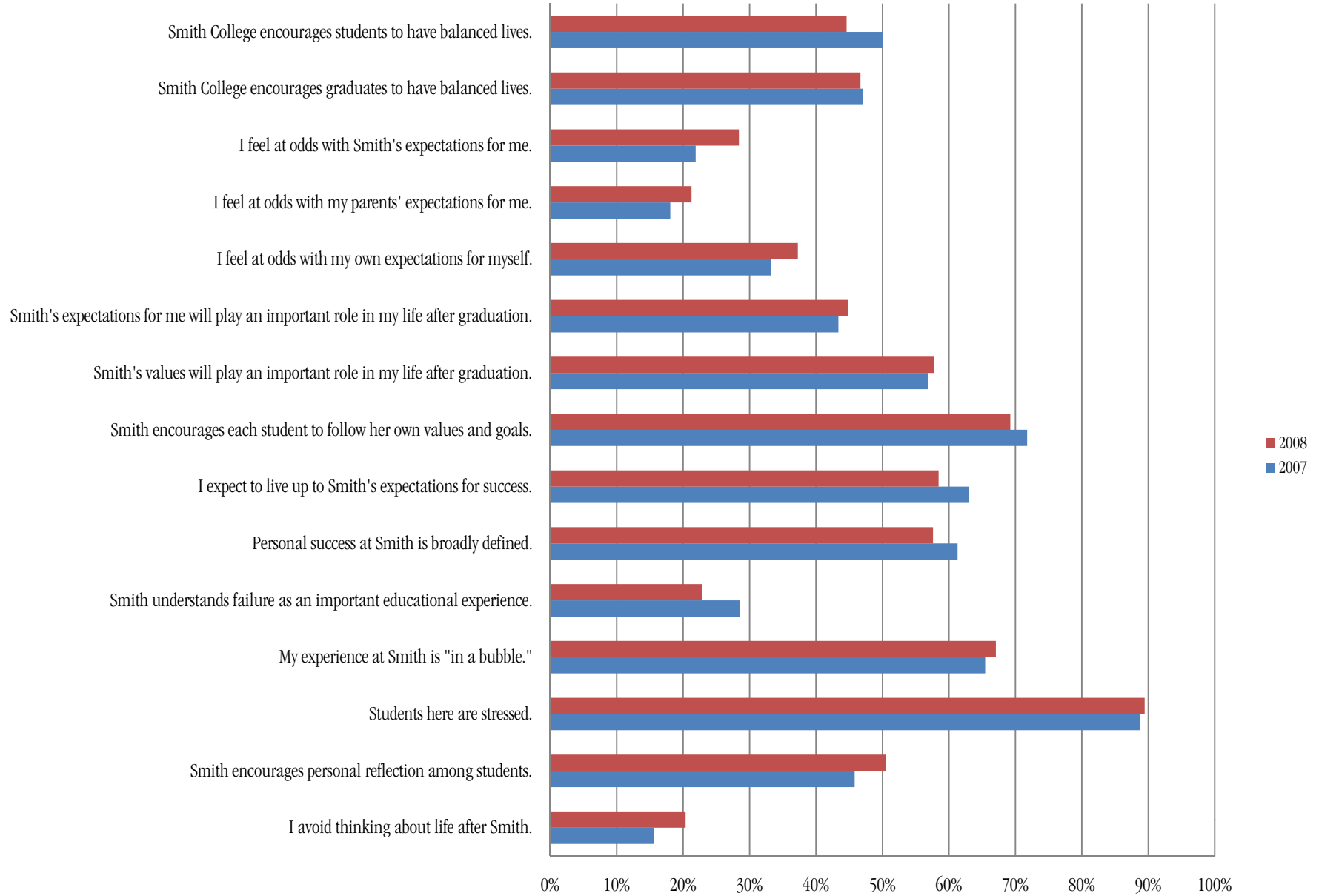
Ada

<i>% Who Agree or Strongly Agree</i>	(N = 26)
Smith College encourages students to have balanced lives.	44.0%
Smith College encourages graduates to have balanced lives.	52.0%
I feel at odds with Smith's expectations for me.	30.8%
I feel at odds with my parents' expectations for me.	4.0%
I feel at odds with my own expectations for myself.	52.0%
Smith's expectations for me will play an important role in my life after graduation.	50.0%
Smith's values will play an important role in my life after graduation.	61.5%
Smith encourages each student to follow her own values and goals.	69.2%
I expect to live up to Smith's expectations for success.	73.1%
Personal success at Smith is broadly defined.	53.8%
Smith understands failure as an important educational experience.	30.8%
My experience at Smith is "in a bubble."	53.8%
Students here are stressed.	96.2%
Smith encourages personal reflection among students.	52.0%
I avoid thinking about life after Smith.	7.7%
I expect to have a demanding career.	65.4%
I expect to be well-off financially.	42.3%
I expect to pay attention to my health.	96.2%
I expect to take time for contemplation and reflection.	96.2%
I expect to have satisfying relationships.	92.0%
I expect to be in control of my choices.	92.3%
I expect to follow an unconventional path.	65.4%
I expect to raise children.	54.2%
I expect to have children soon after graduation.	46.2%
I expect to become established in my career before having children.	38.5%
I expect that I will know the best time in my career to have children.	53.8%
I expect to take time off from my career when my children are young.	46.2%
If you expect to take time off: I expect to return to a successful career after taking time off.	66.7%
I expect to support a partner who stays home to care for our children.	23.1%
My family had an equitable distribution of work between parents.	40.0%
Both my parents had opportunities to pursue their personal goals.	16.0%
My parents knew how to balance work and family.	37.5%
Both my parents worked outside the home during my childhood.	68.0%
The sacrifices made by my parents were unequal.	56.0%
I have role models for the family I would like to create.	48.0%
I have role models for the career I would like to create.	48.0%
I have role models for balancing work and family.	48.0%
I have found new role models at Smith.	40.0%

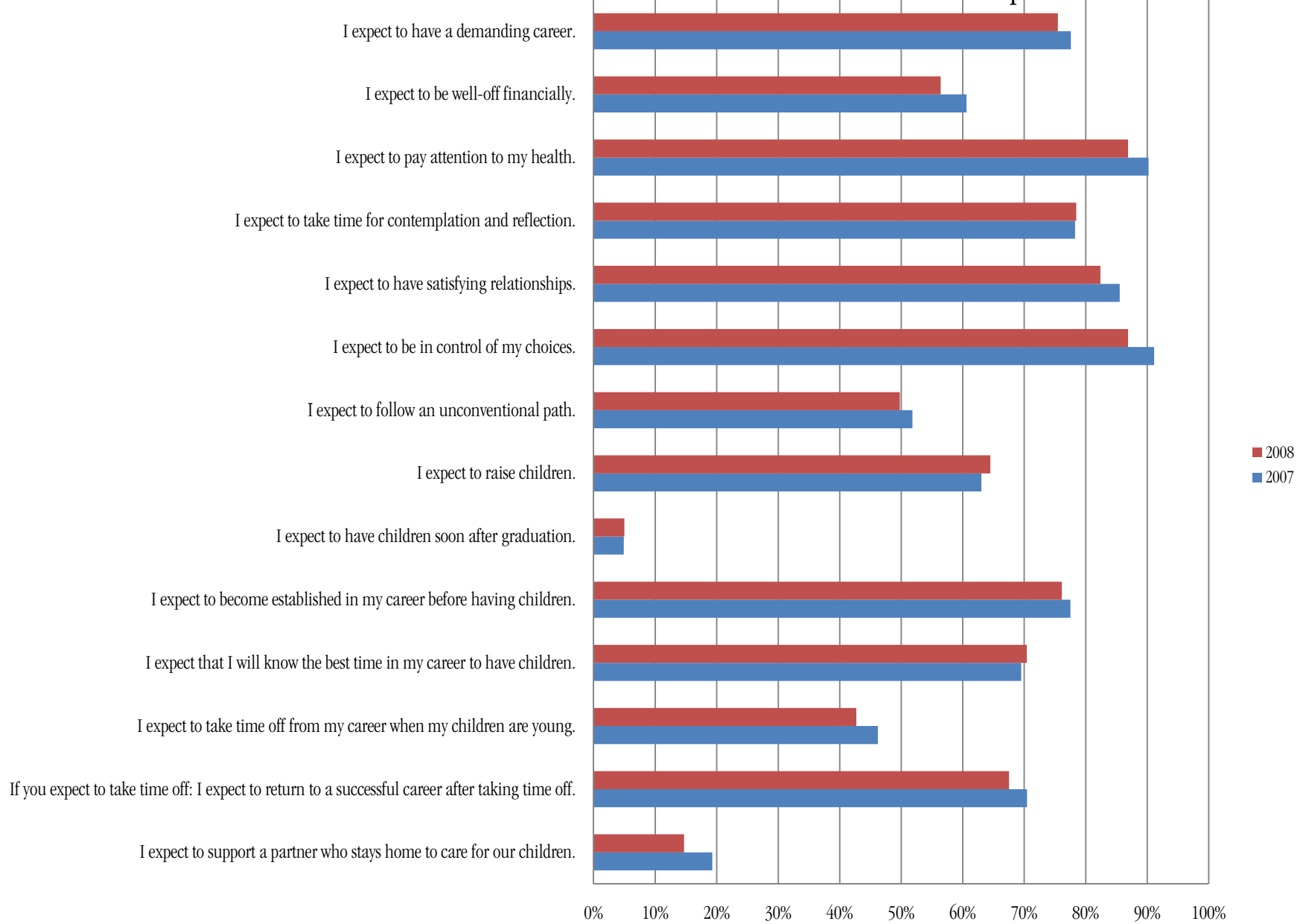
	Cycles WNS	
% of Traditional Students Who <i>Agree</i> or <i>Strongly Agree</i>	2007 (N = 610)	2008 (N = 417)
Smith College encourages students to have balanced lives.	50.0%	44.6%
Smith College encourages graduates to have balanced lives.	47.1%	46.7%
I feel at odds with Smith's expectations for me.	21.9%	28.4%
I feel at odds with my parents' expectations for me.	18.1%	21.3%
I feel at odds with my own expectations for myself.	33.3%	37.3%
Smith's expectations for me will play an important role in my life after graduation.	43.4%	44.8%
Smith's values will play an important role in my life after graduation.	56.9%	57.7%
Smith encourages each student to follow her own values and goals.	71.8%	69.2%
I expect to live up to Smith's expectations for success.	63.0%	58.5%
Personal success at Smith is broadly defined.	61.3%	57.6%
Smith understands failure as an important educational experience.	28.5%	22.9%
My experience at Smith is "in a bubble."	65.5%	67.1%
Students here are stressed.	88.7%	89.5%
Smith encourages personal reflection among students.	45.8%	50.5%
I avoid thinking about life after Smith.	15.6%	20.4%
I expect to have a demanding career.	77.6%	75.5%
I expect to be well-off financially.	60.6%	56.4%
I expect to pay attention to my health.	90.2%	86.9%
I expect to take time for contemplation and reflection.	78.3%	78.5%
I expect to have satisfying relationships.	85.5%	82.4%
I expect to be in control of my choices.	91.1%	86.9%
I expect to follow an unconventional path.	51.8%	49.8%
I expect to raise children.	63.0%	64.5%
I expect to have children soon after graduation.	4.9%	5.0%
I expect to become established in my career before having children.	77.5%	76.1%
I expect that I will know the best time in my career to have children.	69.5%	70.4%
I expect to take time off from my career when my children are young.	46.2%	42.7%
If you expect to take time off: I expect to return to a successful career after taking time off.	70.5%	67.5%
I expect to support a partner who stays home to care for our children.	19.3%	14.7%
My family had an equitable distribution of work between parents.	44.2%	44.0%
Both my parents had opportunities to pursue their personal goals.	47.6%	46.0%
My parents knew how to balance work and family.	63.5%	58.1%
Both my parents worked outside the home during my childhood.	61.8%	62.0%
The sacrifices made by my parents were unequal.	36.9%	36.1%
I have role models for the family I would like to create.	66.1%	66.7%
I have role models for the career I would like to create.	54.7%	53.8%
I have role models for balancing work and family.	63.4%	62.1%
I have found new role models at Smith.	49.4%	54.1%

% of Ada Students Who <i>Agree or Strongly Agree</i>	Cycles WNS	
	2007 (N = 37)	2008 (N = 26)
Smith College encourages students to have balanced lives.	54.1%	44.0%
Smith College encourages graduates to have balanced lives.	43.2%	52.0%
I feel at odds with Smith's expectations for me.	10.8%	30.8%
I feel at odds with my parents' expectations for me.	11.1%	4.0%
I feel at odds with my own expectations for myself.	37.8%	52.0%
Smith's expectations for me will play an important role in my life after graduation.	59.5%	50.0%
Smith's values will play an important role in my life after graduation.	62.2%	61.5%
Smith encourages each student to follow her own values and goals.	75.7%	69.2%
I expect to live up to Smith's expectations for success.	75.0%	73.1%
Personal success at Smith is broadly defined.	62.2%	53.8%
Smith understands failure as an important educational experience.	35.1%	30.8%
My experience at Smith is "in a bubble."	48.6%	53.8%
Students here are stressed.	77.8%	96.2%
Smith encourages personal reflection among students.	43.2%	52.0%
I avoid thinking about life after Smith.	13.5%	7.7%
I expect to have a demanding career.	62.2%	65.4%
I expect to be well-off financially.	43.2%	42.3%
I expect to pay attention to my health.	97.3%	96.2%
I expect to take time for contemplation and reflection.	89.2%	96.2%
I expect to have satisfying relationships.	91.9%	92.0%
I expect to be in control of my choices.	89.2%	92.3%
I expect to follow an unconventional path.	73.0%	65.4%
I expect to raise children.	44.4%	54.2%
I expect to have children soon after graduation.	20.0%	46.2%
I expect to become established in my career before having children.	18.8%	38.5%
I expect that I will know the best time in my career to have children.	20.0%	53.8%
I expect to take time off from my career when my children are young.	53.3%	46.2%
If you expect to take time off: I expect to return to a successful career after taking time off.	50.0%	63.6%
I expect to support a partner who stays home to care for our children.	26.7%	23.1%
My family had an equitable distribution of work between parents.	30.6%	40.0%
Both my parents had opportunities to pursue their personal goals.	14.3%	16.0%
My parents knew how to balance work and family.	22.2%	37.5%
Both my parents worked outside the home during my childhood.	69.4%	68.0%
The sacrifices made by my parents were unequal.	41.7%	56.0%
I have role models for the family I would like to create.	38.9%	48.0%
I have role models for the career I would like to create.	33.3%	48.0%
I have role models for balancing work and family.	31.4%	48.0%
I have found new role models at Smith.	58.3%	40.0%

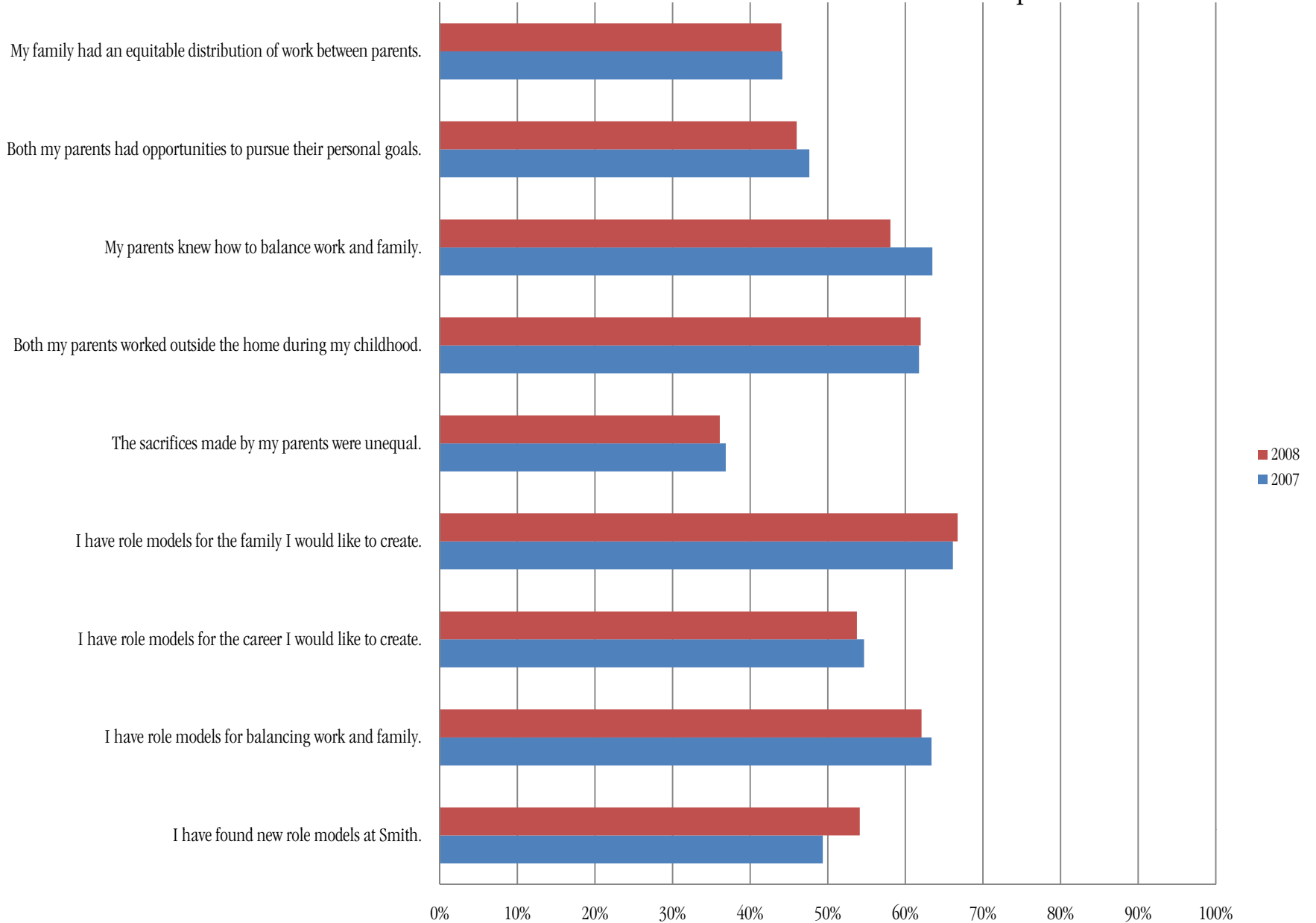
## Women's Narratives of Success 2007-2008: Traditional Students' Smith Experience



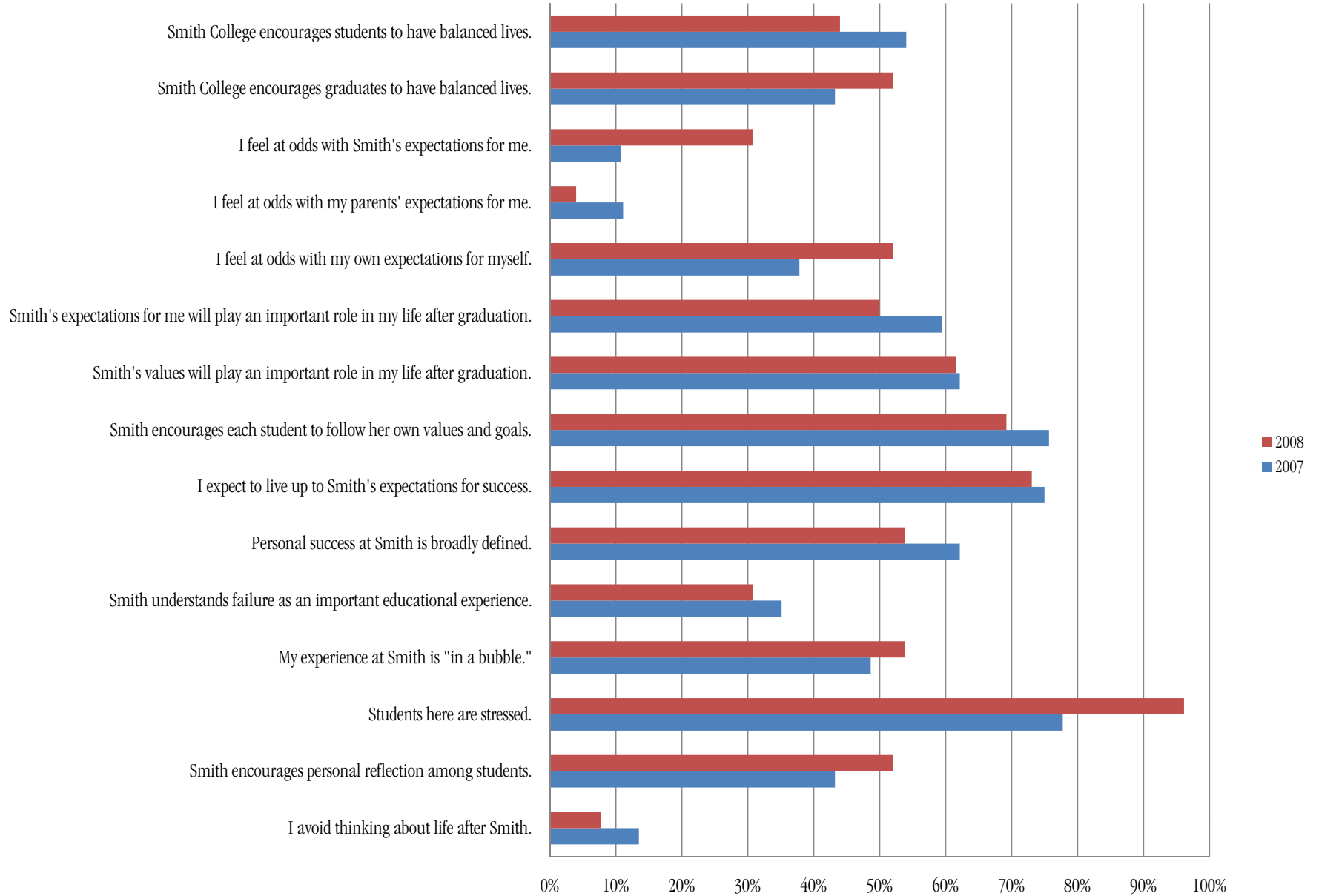
## Women's Narratives of Success 2007-2008: Traditional Students' Smith Experience



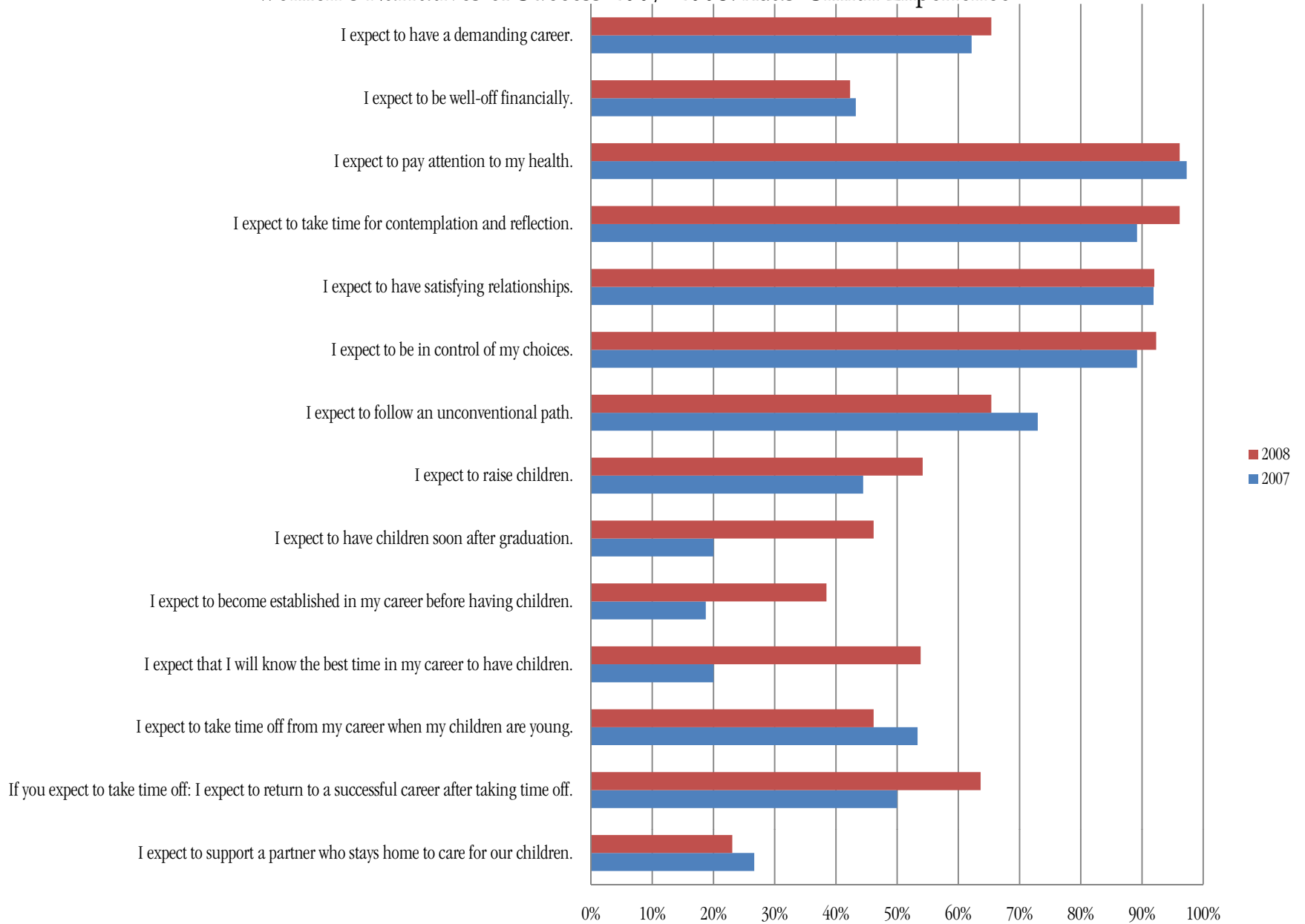
## Women's Narratives of Success 2007-2008: Traditional Students' Smith Experience



## Women's Narratives of Success 2007-2008: Adas' Smith Experience



## Women's Narratives of Success 2007-2008: Adas' Smith Experience



## Women's Narratives of Success 2007-2008: Adas' Smith Experience

