



SMITH COLLEGE

DEPARTMENT OF PUBLIC SAFETY

ANNUAL REPORT 2008-2009

Paul L. Ominsky
Director of Public Safety

Department of Public Safety Staff Listing

Command Staff

Paul L. Ominsky, Director
Nanci L. Forrestall, Lieutenant
Susan Dawley, Lieutenant

Scott T. Graham, Associate Director
Jeremy V. Kenneson, Sergeant
Robert A. Young, Sergeant

Staff Members

Julie Carrier, Dispatcher Scott Cooley, Officer JoAnn Furman, Administrative Assistant Jennifer Galvin, Officer Charles Graham, Officer Ian Lauder, Officer Irma Lopez, Officer	Marie Muir, Dispatcher Steaphan Mish, Officer Scott Pospolita, Officer Patricia Scott, Dispatcher Mark Shlosser, Officer Eric Sergel, Officer John Wagner, Officer
---	--

Community Service Officers

Timothy Bruso Gayle Fitzgerald Damien Gawler Michael LaRiviere Ouey Lip-Ross	Angela Musiak Mark Patenaude Louise Rouleau Doreen Skorupski Peter Skypeck
--	--

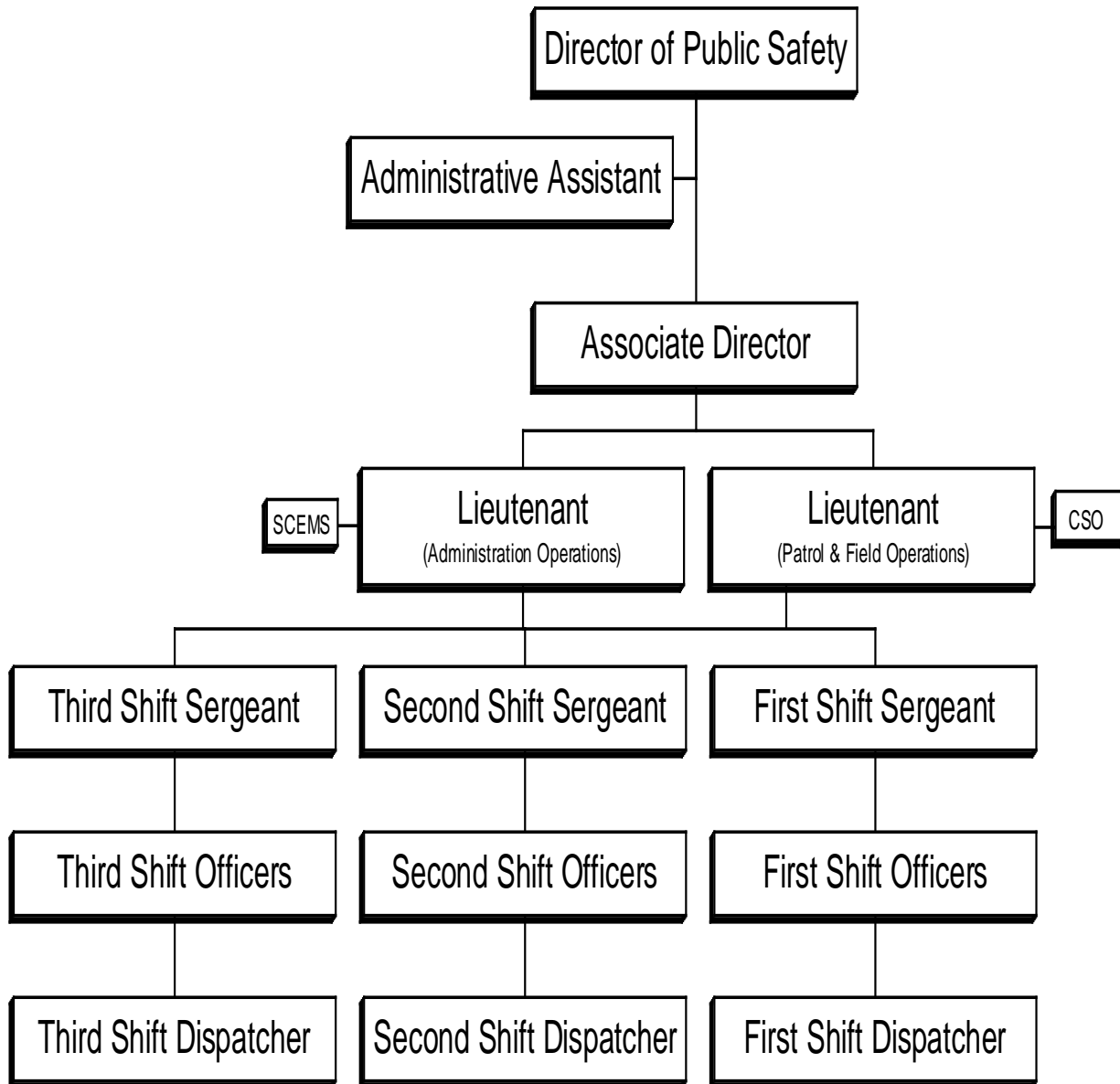
Public Safety Staff by Years of Service

The Department of Public Safety is proud of the years of service provided by its employees. Employee longevity provides stability within the department, and the department has launched initiatives to give employees credit for time served. We have a dedicated, talented group of employees and we wish to recognize the time they have been with us. Calculations are based on staff that has reached the following milestones as of June 30, 2009.

25 + Years		5 - 9 Years	
Scott Graham		Jeremy Kenneson	
		Mark Shlosser	
20 - 24 Years		Charles Graham	
		Scott Cooley	
Robert Young		Paul Ominsky	
Nanci Forrestall			
		2 - 4 Years	
15 - 19 Years			
		Julie Carrier	
Susan Dawley		JoAnn Furman	
		Irma Lopez	
		Steaphan Mish	
10 - 14 Years		Patricia Scott	
Eric Sergel		0 - 2 Years	
		Marie Muir	
		Jennifer Galvin	
		Ian lauder	
		Scott Pospolita	
		John Wagner	

Organizational Chart

Smith College Department of Public Safety



Mission Statement

THE DEPARTMENT OF PUBLIC SAFETY:

THE SMITH COLLEGE DEPARTMENT OF PUBLIC SAFETY IS COMMITTED TO PROVIDE, PROMOTE AND INSURE A SAFE AND SECURE LEARNING, LIVING, AND WORK ENVIRONMENT THROUGH COMMUNITY INTERACTION AND EDUCATION WITH SPECIFIC EMPHASIS ON INTEGRITY, FAIRNESS AND PROFESSIONALISM.

Vision Statement

The Smith College Department of Public Safety is committed to continuing improvement of its abilities, through professional development, technology and other means, to enhance the quality of life and to protect the lives and property of the Smith College community. As part of the larger college community, the Department of Public Safety strives to foster an environment where diversity is celebrated; where all are made welcome; and where all rights are preserved.

The Department provides service and police-related responses to requests from the community. Educational programming, including specialized lectures on a variety of topics, is designed and presented in order to increase community awareness and to decrease incidents of crime on campus. Public Safety strives to provide presentations that focus on proactive crime prevention measures as well as victim education and services.

**Smith College Department of Public Safety
Goals 2008 - 2009**

1. Continue to strengthen relationships with the Student Affairs group. Review campus incidents and activities on a regular basis with the Dean of Students.
 - a. Meet weekly with the Dean of Students.
 - b. Meet with Residence Life staff weekly.
2. Develop and implement a plan to ready the department for arming.
3. Promote staff development; provide training and skill development opportunities to keep the department current with mandated certification, changes in state laws and campus policies. Specifically: Training (including diversity, racism, sexism, heterosexism, etc.), CPR, Defibrillator, First Responder, Defensive Tactics, OCAT, CJIS, Crime Prevention, Dealing with Emergencies, and Computer Skills.
 - a. Look for opportunities for formal and informal staff training on the shifts.
 - b. Identify staff to attend specialized training in areas such as: investigations, sexual assault response, bicycle patrol, etc.
 - c. Identify professional development training for the Command Staff.
4. Achieve certification in this fiscal year and work toward accreditation.
5. Implement and continue to assess Campus Parking Issues.
 - a. Work with the Parking Master Plan Advisory Committee and make final recommendations on Smith Parking Master Plan.
 - b. Continue to improve parking enforcement consistency on the day shift.
 - c. Improve the rate of parking fines collections.
 - d. Increase parking tickets by 5%.
 - e. Continue to update the Parking Rules and Regulations.
6. Schedule regular Command Staff and departmental staff meetings.
 - a. Meet with Command Staff every 2 weeks.
 - b. Meet with entire department every 6 weeks.
 - c. Monthly senior Command Staff meeting with Smith, Mount Holyoke, and Hampshire Colleges.
 - d. Work with Command Staff to develop and strengthen individual leadership skills.
7. Continue to work on Emergency Crisis Planning.
 - a. Update crisis plan annually.
 - b. Work with other departments to run Table Top Crisis Drills.
 - c. Work with city first responders to understand response and collaboration strategies.
 - d. Continue the work of the college Pandemic Committee.
 - e. Hold a monthly Emergency Operations Group meeting.
8. Implement the last phase of the Blue Light Phone project.
9. Continue efforts to expand departmental Community Policing programs.
 - a. Run at least one RAD program a semester.
 - b. Find methods to have officers meet with students – continue to work on more visibility in the houses.
 - c. Develop a directed patrol program to increase officer visibility on the campus.
 - d. Develop a new officer liaison program in the residential houses to increase officer and departmental visibility.
10. Implement a Performance Management Program for officers, dispatchers and sergeants.
 - a. Develop a Performance Management form.

Revised 7/29/08

Statistics on Campus Crime, 2005-2008

The following statistics on annual incidence rates are provided yearly and comply with the Federal Crime Awareness and Campus Security Act of 1990, the Higher Education Amendments of 1992 and Massachusetts General Laws (1996) Chapter 6, Section 168C. These statistics, which conform to the FBI Uniform Crime Reporting System, vary pending outcomes of ongoing investigations.

Crimes	2005				2006				2007				2008			
	Campus Total	Residence Total	Non-campus Property	City of Nton	Campus Total	Residence Total	Non-campus Property	City of Nton ³	Campus Total	Residence Total	Non-campus Property	City of Nton	Campus Total	Residence Total	Non-campus Property	City of Nton
Murder Nonnegligent Homicide	0	0	0	0	0	0	0	0	0	0	0	0	0	0	0	0
Negligent Homicide	0	0	0	0	0	0	0	0	0	0	0	0	0	0	0	0
Sex Offenses Forcible	0	0	0	0	1	2	0	0	1	2	0	1	1	1	1	0
Sex Offenses Nonforcible	0	0	0	0	0	0	0	0	0	0	0	0	0	0	0	0
Robbery	0	0	0	0	0	0	0	0	1	1	0	0	0	0	0	0
Aggravated Assault	0	0	0	0	0	0	0	0	0	0	0	0	0	0	0	0
Burglary (Breaking Entering) ¹	4	0	0	4	1	5	0	7	1	1	0	8	13	13	0	0
Motor Vehicle Theft	0	0	0	3	0	0	0	5	0	0	0	2	1	0	0	2
Arson	0	0	0	0	1	0	0	0	0	0	0	0	0	0	0	0
TOTAL CRIMES	4	0	0	7	3	7	0	12	3	4	0	11	15	14	1	2

Campus Disciplinary Referral Statistics²

	2003	2004	2005	2006	2007	2008
Weapons Law Violations	0	0	1	0	0	0
Liquor Law Violations	31	8	10	13	84	63
Drug Abuse Violations	20	12	8	14	8	6
TOTAL	51	20	19	27	92	69

Arrests for Weapons, Liquor and Drug Violations

	2003	2004	2005	2006	2007	2008
Weapons Law Violations	0	0	3	0	0	0
Liquor Law Violations	1	0	0	1	0	1
Drug Abuse Violations	1	0	6	0	2	3
TOTAL	2	0	9	1	2	4

¹ For the federal statistics, colleges are required to report as burglaries any theft from a residence hall where the perpetrator is not known to be a legal resident of that hall or space within the hall (such as a residence hall room, etc.). By state statute, these thefts are reported to NIBRS and elsewhere in this report as larcenies.

²Beginning in 1998 colleges are required to report campus disciplinary referrals for the federal law statistics. Note that disciplinary referrals include not only violations of state or federal laws but also violations of campus policies.

Federal Law Bias Incidents

Beginning in 2000, campus police departments are required to report any crimes in the categories above that included any bias toward the victim's race, gender, religion, sexual orientation, ethnicity or disability. Note that other bias incidents reported to the Department not in these crime categories will be listed elsewhere in this report.

Since 2000, there have been no incidents listed in the above categories that had a bias component in residence halls and other on-campus areas, in non-campus property or local private property.

Incident Reports by Location

LOCATION					
ACADEMIC BUILDINGS	2007	2008		2007	2008
Admissions	3	2	Graduate House	0	0
Ainsworth Gymnasium	5	6	Grounds Department Office	1	1
Alumnae Gymnasium	0	0	Hatfield Hall	2	1
Alumnae House	0	0	Health Services	5	2
Bass Hall	2	2	25B Henshaw Ave.	2	0
30 Belmont Ave.	1	1	Hillyer Hall	5	7
Boat House	1	1	Indoor Track & Tennis Facility	4	2
Brown Fine Arts Museum	1	1	Japenese Tea Hut	2	0
Burton Hall	4	7	John M. Greene Hall	2	4
Campus Center	13	26	John M. Greene PVTA Bus Stop	0	1
Campus School (Gill Hall)	2	4	Lilly Hall	3	0
Capen Annex	0	0	Lyman Plant House	1	1
Central Services	0	0	Mason Infirmary	0	0
Central Stores	0	0	Mendenhall CPA	3	8
Clark Hall	1	1	Morgan Hall	0	1
College Hall	0	6	Neilson Archway (Intern. Studies)	1	0
8 College Lane	1	0	Neilson Library	11	18
Conway Gazebo	0	0	Olin Fitness Center	0	3
Crew House	0	0	Pierce Hall	0	0
Davis Center	2	2	President's House	1	2
Department of Public Safety	15	29	10 Prospect St.	0	0
Dewey Hall	0	1	Riding Stables & Rings	0	0
Dining Services	0	1	Sabin-Reed Hall	1	6
Drew Hall	0	2	Sage Hall	0	3
76 Elm St.-Off. of Advancement	0	0	Scott Gymnasium	2	2
138 Elm	0	0	Seelye Hall	4	9
150 Elm	1	0	Smith Club	2	1
Engineering Building	0	2	Stables	3	4
Facilities Management	2	2	Stoddard Hall & Annex	0	1
Faculty Center	0	0	Sunnyside	0	0
Field House	0	0	Tilly Hall	0	1
Ford Hall	0	2	Tryon Art Museum	1	1
Fort Hill Carriage House	0	1	Tyler Annex	0	0
Fort Hill School	1	0	Unity House	0	0
The Gables	1	0	Wright Hall	4	4
Garrison Hall	0	1	Young Science Library	1	0
28 Green Street	0	1			
44 Green Street	1	0			
TOTAL				152	184

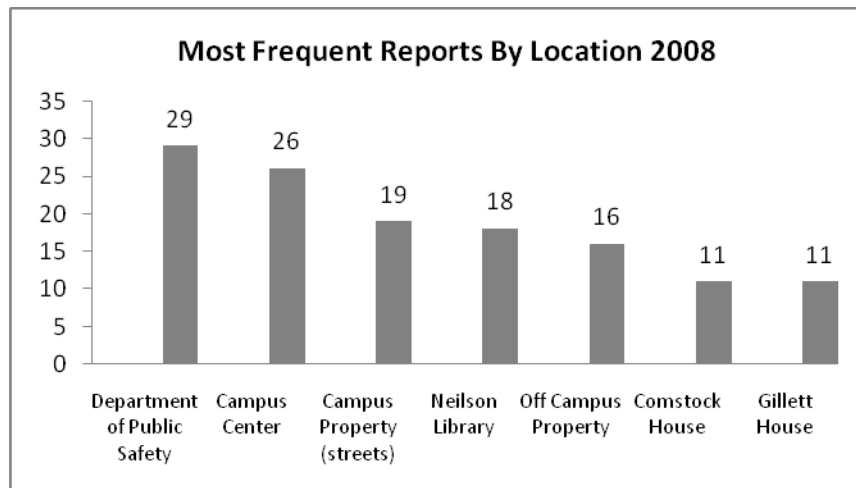
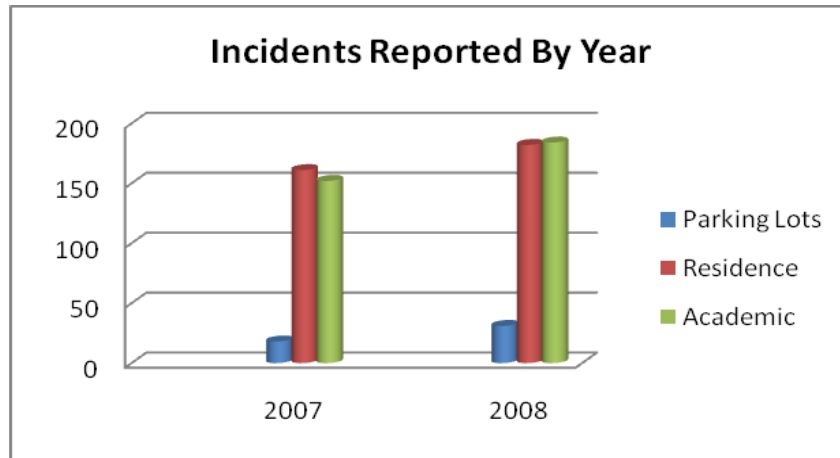
Incident Reports by Location (Cont'd)

LOCATION					
PARKING LOTS	2007	2008	RESIDENCE HOUSES (cont'd)	2007	2008
Admissions Lot	2	1	Ellen Emerson	12	6
Ainsworth Lot	0	5	Fort Hill Apartments	0	1
Albright Lot	1	1	Franklin King	11	4
Chapel Lot	2	1	Friedman Complex	4	6
Davis Center/Capen Drive	0	1	Gardiner	3	9
Dickinson Lot	1	4	Gillett	1	11
Dryads Green	0	0	Haven	2	2
Facilities Management Lot	0	1	Hopkins	3	5
Hopkins Lot	1	0	Hubbard	2	2
ITT Lot	0	1	Jordan	3	6
Infirmery Lot	0	0	Lamont	5	7
Lamont House – Lot	0	0	Laura Scales	2	4
Mandelle Lot	2	2	Lawrence	7	10
Oak Lot	0	2	Martha Wilson	8	5
Paradise Road	0	0	Mary Ellen Chase	6	6
Parking Garage	7	4	Morris	5	3
Parsons Lot	1	1	Morrow	4	6
Scott Gym Lot	0	1	Northrop	7	3
St.Mary's Church-rental spaces	0	0	Park Annex	2	0
Stables Lot	1	0	Park	0	4
State Street	0	0	Parsons Annex	0	1
Tennis Courts – Field House	0	4	Parsons	1	2
Tilly Lot	0	2	Sessions Annex	1	0
Unity Lot	0	0	Sessions	1	7
PARKING LOT TOTALS	18	31	Talbot	10	3
			Tenney	2	0
			Tyler	9	3
RESIDENCE HOUSES	2007	2008	Washburn	5	2
Albright	3	7	Wesley	1	1
Baldwin	2	0	Wilder	6	7
12 Bedford Terrace	0	2	Ziskind	7	3
26 Bedford Terrace	2	4	RESIDENCE HOUSES TOTALS	161	182
Capen	5	5			
Chapin	5	5	Athletic Fields	4	1
Comstock	5	11	Call Boxes	0	4
Conway	0	3	Crew House	2	0
Cushing	4	8	Hungry Ghost	0	2
Cutter	3	3	Lamont Bridge	2	3
Dawes	0	4	Tea Hut & Pathway	0	2
Eleanor Duckett	2	1	*Campus Property (streets)	9	19
			**Off Campus Property	5	16
INCIDENT REPORTS BY LOCATION GRAND TOTALS				319	444

*Campus property refers to incidents which occurred on streets that run through the Smith campus.

** Off-campus refers to incidents which occurred on perimeter streets that belong to the city.

Incident Reports by Location – Analysis



Campus Incidents Reported to Dispatch 2007 – 2008

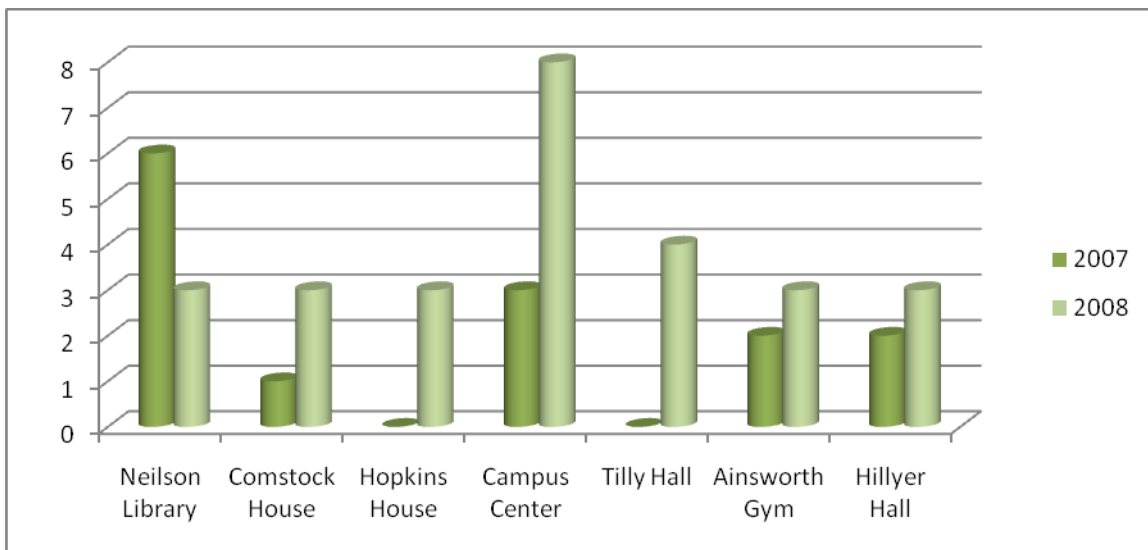
INCIDENT	2007	2008	CHANGE
Alarm – Fire	141	161	20
Alarm – Intrusion	52	37	-15
All Other Offenses	3	7	4
Arrests	20	18	-2
Arson	0	0	0
Assault and Battery	4	0	-4
Assist – Person	420	404	-16
Bias Incidents	2	1	-1
Breaking and Entering	1	2	1
College Policy Violations	104	79	-25
Confiscated Material	1	1	0
Damage/Destruction of Property	33	35	2
Disorderly Person	2	0	-2
Disturbances – General	1	1	0
Domestic Violence	3	0	-3
Drug/Narcotics Violations	15	7	-8
Fire	2	3	1
Harassment	8	11	3
Harassment – Criminal	1	1	0
Hazardous Conditions/Material	42	27	-15
Indecent Exposure	2	1	-1
Information Entry	441	373	-68
Intoxicated Person	18	17	-1
Investigations	216	207	-9
Larceny	78	72	-6
Liquor Law Violation	1	0	-1
Medical Emergencies	116	146	30
Mentally Disturbed/Impaired	4	3	-1
Missing Persons	6	2	-4
Missing Property	11	12	1
Motor Vehicle Accident	20	39	19
Motor Vehicle Complaint	77	83	6
Motor Vehicle – Stop	23	13	-10
Motor Vehicle Theft	0	0	0
Motor Vehicle Violations	2189	1997	-192
Noise Complaints	115	102	-13
Property Recovery	45	60	15
Protective Custody	0	1	1
Sex Offense	2	1	-1
Suicide Threat/Gesture	2	1	-1
Suspicious Persons/Activities	206	151	-55
Trespassing	57	10	-47
Unwanted Person	1	1	0
Unsecure Area	1738	1556	-182
Weapons Possession	0	0	0
Well Being Check	60	47	-13
TOTAL	6283	5690	-593

Larcenies by Location of Theft

LOCATION					
ACADEMIC BUILDINGS	2007	2008		2007	2008
Admissions	0	0	Neilson Library	6	3
Ainsworth Gymnasium	2	3	Off-Campus	2	0
Alumnae Gymnasium	0	0	Olin Fitness Center	0	2
Alumnae House	0	0	Paradise Pond	1	0
Bass Hall	3	0	Pierce Hall	0	0
27 Belmont Ave.	0	0	Facilities Management	0	0
30 Belmont Ave.	0	0	President's House	0	0
Boat House	0	0	10 Prospect St.	0	0
Brown Fine Arts	1	1	Public Safety	0	0
Burton Hall	1	1	Riding Stables & Rings	0	0
Campus Center	3	8	Sabin-Reed Hall	0	1
Capen Annex	1	0	Sage Hall	0	0
Central Services	0	0	Scott Gymnasium	1	0
Central Stores	0	0	Seelye Hall	1	2
Clark Hall	0	0	Smith Club	1	0
College Hall	0	0	Smith Exec. Education Office	0	0
8 College Lane	0	0	Stoddard Hall & Annex	2	1
Conway Gazebo	0	0	Sunnyside	0	0
Crew House	0	0	Tilly Hall	0	4
Davis Center	0	0	Tryon Art Museum	0	0
Dewey Hall	0	0	Tyler Annex	1	0
Drew Hall	0	0	Unity House	0	0
76 Elm St.-Off.of Advancement	0	0	54 West St.	0	0
138 Elm St.	0	0	Wright Hall	0	1
146 Elm St.	0	0	Young Science Library	0	0
Engineering Building	0	1	ACADEMIC BUILDINGS TOTAL	34	37
Faculty Center	0	0			
Field House	0	0	PARKING LOTS		
Fort Hill Carriage House	0	0	Ainsworth Lot	0	0
Fort Hill School	0	0	Belmont Ave. (Upper)	0	0
The Gables	0	0	Capen Lot	0	0
Garrison Hall	0	1	Davis Center/Capen Drive	0	0
Gill Hall (Campus School)	1	0	Dickinson Lot	0	0
54 Green St	1	0	Dryads Green	0	0
100 Green St.	0	0	ITT Lot	0	0
Grounds Department Office	0	1	Infirmary Lot	0	0
Hatfield Hall	0	2	Lamont House Lot	0	0
Helen Hills Hills Chapel	0	0	Mandelle Road	1	0
25B Henshaw Ave.	0	0	M.C.P.A.-Belmont Entry	0	0
Hillyer Hall	2	3	Paradise Road	1	0
Indoor Track & Tennis Facility	0	0	Parking Garage	2	0
Japenese Tea Hut	0	0	Parsons Lot	0	0
John M. Greene Hall	0	1	Facilities Management Lot	0	0
Lilly Hall	2	0	Quadrangle	0	0
Lyman Plant House	0	0	St. Mary's Church – rental spaces	0	0
Mandelle Lot	1	0	Stables Lot	0	0
Mason Infirmary	0	1	Tennis Courts – Field House	0	0
McConnell Hall	1	0	Tilly Lot	0	0
Mendenhall CPA	0	0	Unity Lot	0	0
Morgan Hall	0	0	PARKING TOTALS	4	0

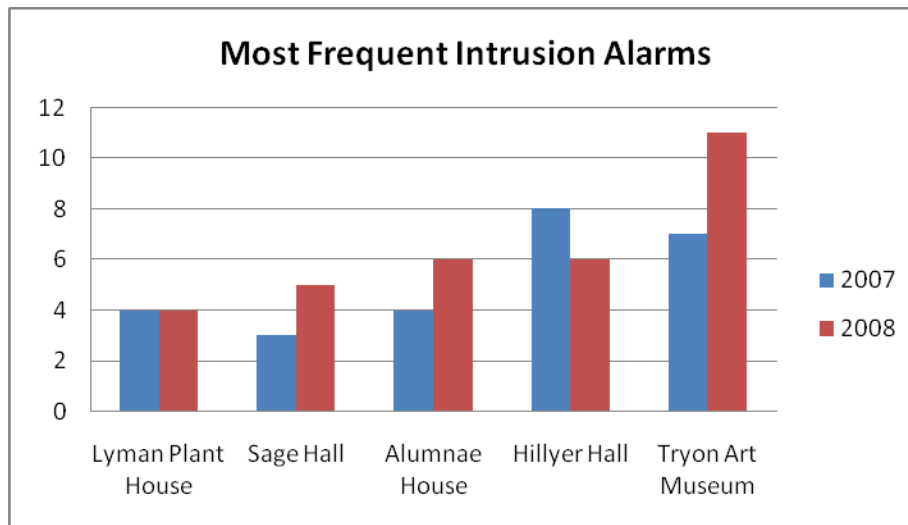
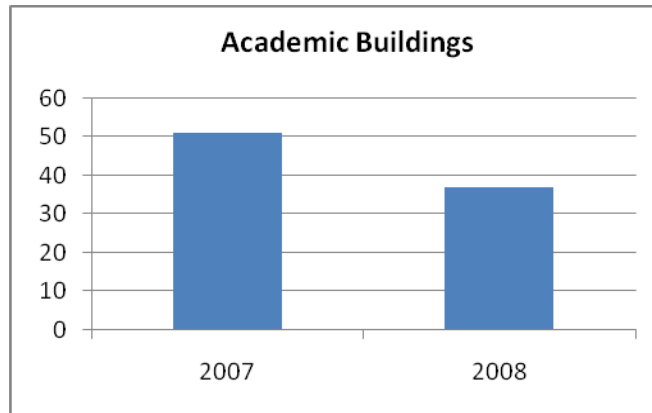
Larcenies by Location of Theft (Cont'd)

LOCATION					
RESIDENCE HOUSES	2007	2008		2007	2008
Albright	1	0	Jordan	1	1
Baldwin	3	0	Lamont	1	1
12 Bedford Terrace	0	1	Laura Scales	0	0
26 Bedford Terrace	0	1	Lawrence	4	2
32 Bedford Terrace	0	0	King	3	0
36 Bedford Terrace	0	0	Martha Wilson	4	1
47 Belmont	0	0	Mary Ellen Chase	1	1
Capen	0	0	Morris	3	0
Chapin	3	1	Morrow	2	1
Comstock	1	3	Northrop	0	1
Conway House	0	2	Park Annex	1	0
Cushing	1	2	Park	0	2
Cutter	0	0	Parsons Annex	1	1
Dawes	0	0	Parsons	0	0
Eleanor Duckett	0	0	Sessions Annex	1	0
Ellen Emerson	0	0	Sessions	0	3
150 Elm	0	0	Talbot	1	1
Fort Hill Apartments	0	0	Tenney	0	0
Franklin King	0	0	Tyler	1	0
Friedman Complex	0	2	Washburn	2	0
Gardiner	1	1	Wesley	0	0
Gillett	0	2	Wilder	1	1
44, 54 Green Street	1	0	Ziskind	2	1
Hampshire	0	0			
Haven	0	0			
Hopkins	0	3			
Hubbard	0	0	RESIDENCE HOUSES TOTALS	40	25
			GRAND TOTAL	78	62



Intrusion Alarms by Location

LOCATION							
ACADEMIC BUILDINGS			2007	2008		2007	2008
Alumnae Gymnasium	0	0	Hillyer Hall	8	6		
Alumnae House	4	6	Lyman Plant House	4	4		
Bass Hall	0	0	Neilson Library	1	1		
Brown Fine Arts Center	7	0	President's House	5	0		
Campus Center	2	0	Sabin-Reed Hall	0	0		
Engineering Building	0	0	Sage Hall	3	5		
Facilities Management	0	1	Stoddard Hall & Annex	0	1		
Fort Hill	1	0	Tryon Art Museum	7	11		
Hillyer Art Library	9	2	Wright Hall	0	0		
ACADEMIC BUILDINGS TOTAL				51	37		

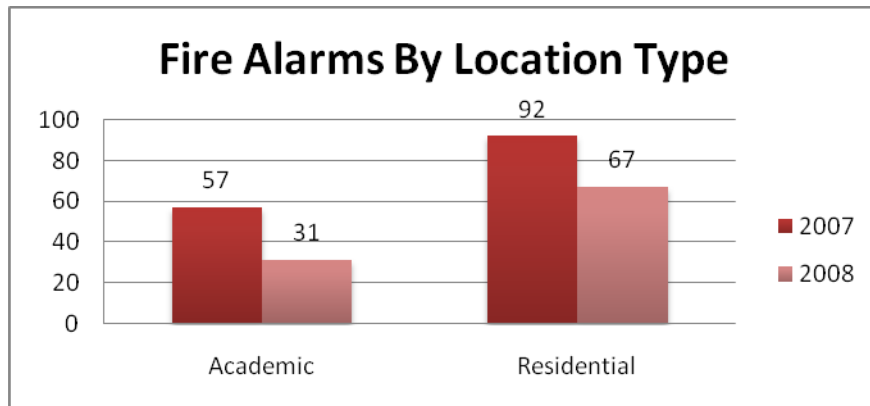


Fire Alarms by Location

LOCATION					
ACADEMIC BUILDINGS	2007	2008		2007	2008
Admissions	0	0	50 Green St.	0	0
Ainsworth Gymnasium	3	0	100 Green St.	0	0
Ainsworth Lot	0	0	Grounds Department Office	0	0
Alumnae Gymnasium	3	0	Hatfield Hall	0	0
Alumnae House	0	0	Helen Hills Hills Chapel	1	0
Bass Hall	1	0	25B Henshaw Ave.	0	0
27 Belmont Ave.	0	0	Hillyer Hall	1	0
30 Belmont Ave.	0	0	Hungry Ghost Bread	1	0
Boiler Plant	1	3	Indoor Track & Tennis Facility	1	1
Brown Fine Arts Center	2	0	Japanese Tea Hut	0	0
Boat House	0	0	John M. Greene Hall	0	3
Burton Hall	1	0	16 Kensington Ave.	0	0
Campus Center	0	3	Lilly Hall	1	1
Capen Annex	1	0	Lyman Plant House	0	0
Capen Boiler	2	0	Mason Infirmary	0	1
Central Services	0	0	McConnell Hall	0	0
Central Stores	0	0	Mendenhall CPA	1	3
Chiller Plant	0	0	Morgan Hall	0	0
Clark Hall	0	0	Neilson Library	0	1
College Hall	1	0	Parking Garage	5	0
8 College Lane	0	0	Pierce Hall	0	0
Conway Gazebo	0	0	Pizza Amore	1	0
Crew House	0	0	Facilities Management	0	0
Davis Center	0	0	President's House	1	2
Department of Public Safety	0	0	10 Prospect St.	0	0
Dewey Hall	0	1	Riding Stables & Rings	0	0
Drew Hall	0	0	Sabin-Reed Hall	1	2
76 Elm St.-Off.of Advancement	0	0	Sage Hall	1	0
138 Elm St.	0	0	Scott Gymnasium	3	0
146 Elm St.	0	0	Seelye Hall	5	1
196 Elm St.	1	2	Smith Exec. Education Office	0	0
Engineering Building	0	0	Stables	0	0
Faculty Center	0	0	Stoddard Hall & Annex	0	1
Field House	0	0	Sunnyside	2	2
Fort Hill Carriage House	0	0	Tilly Hall	0	0
Fort Hill Mansion	2	0	Tryon Art Museum	1	0
Fort Hill School	1	1	Tyler Annex	6	0
The Gables	0	0	Unity House	2	1
Garrison Hall	0	0	8 West St.	0	0
Gill Hall (Campus School)	2	0	67 West St.	0	0
Graduate House	1	1	Wright Hall	0	0
Greycourt Bookstore	0	0	Young Science Library	0	0
44 Green St.	0	1			
ACADEMIC BUILDINGS TOTAL				57	31

Fire Alarms by Location (Cont'd)

LOCATION					
RESIDENCE HOUSES	2007	2008		2007	2008
Albright	2	1	Jordan	1	2
Baldwin	1	1	Lamont	3	3
12 Bedford Terrace	1	0	Laura Scales	3	6
26 Bedford Terrace	0	1	Lawrence	1	1
32 Bedford Terrace	1	1	Martha Wilson	3	0
36 Bedford Terrace	0	0	Morris	1	0
47 Belmont	0	0	Morrow	0	1
Capen Annex	1	0	Northrop	2	1
Capen House	2	0	61 Paradise Road	1	0
Chapin House	3	0	Park Annex	0	1
Chase House	1	1	Park	0	0
Comstock	6	4	Parsons Annex	2	1
Conway House	0	0	Parsons	1	4
Cushing	7	1	Sessions Annex	2	0
Cutter	0	3	Sessions	1	2
Dawes	9	5	Talbot	5	0
Eleanor Duckett	1	5	Tenney	3	2
Ellen Emerson	6	3	Tyler	6	5
150 Elm	3	0	Unity House	2	0
196 Elm	1	0	Washburn	0	0
Fort Hill Apartments	0	0	Wesley	0	1
Franklin King	0	0	Wilder	0	2
Friedman Complex	0	1	*Yale House	0	0
Gardiner	1	1	Ziskind	1	1
Gillett	0	1			
44, 54 Green Street	0	0	RESIDENCE HOUSES TOTALS	92	67
Hampshire	0	0			
Haven	5	0			
Hopkins	2	5	GRAND TOTAL	149	98
Hubbard	1	0			



Fire Calls by Year

	2002	2003	2004	2005	2006	2007	2008
Accidental Alarm	162	194	167	15	15	96	*83
Faulty Detector / Alarm	101	123	83	77	155	51	**21
Actual Fire	13	7	9	6	3	2	3
TOTAL FIRE CALLS	276	324	259	98	173	149	107
Fire Drills Conducted	44	44	46	53	56	104	98

*includes **23** alarms caused by burnt food and other overcooked food in residence halls. **31** accidental alarms were the result of construction activities making dust or heat, and **29** alarms are of unknown cause.

** **21** alarms caused by wiring problems

Note: Fire drills are typically conducted biannually in all of the dorms, 1 in the Clark Science Center, 3 at Gill Hall and 1 or 2 in the SSW dorms. Occasionally, some are run in administrative buildings. The drills in the dorms for 2005 & 2006 were done only in the fall. Every time a drill was planned in the spring either there was inclement weather or other problems.

Actual Fires 2008

March 2, 2008 at 12:13 p.m., at 16 Arnold Ave., Apt. 2, a small kitchen fire caused from cooking was extinguished by NFD being the first responder. Damage to the stove and surrounding cabinets was reported.

April 17, 2008 at 12:38 p.m., at the Smith College Club, leaves caught fire by a disposed cigarette butt near the left main doors. The flames which were about 6"- 8" high were put out by an employee using an extinguisher followed by a dousing with a bucket of water. There was no reported damage to the building.

June 11, 2008 at 2:08 p.m., at 16 Kensington Ave., Apt. 51, which is Smith College rental property, the Department of Public Safety & NFD were notified by a resident of the building who heard the smoke detector sounding and smelled smoke. A small fire was located in the bathroom area. The apartment was unoccupied at the time of the fire. Investigation determined that the fire was caused by a malfunctioning exhaust fan located in the bathroom. There were no injuries reported.

Arrests

Between January 1, 2008 and December 31, 2008 the Department of Public Safety made 16 arrests. Three people were placed into protective custody. A person is placed into protective custody if she or he is incapacitated by alcohol to the point of being a danger to himself or others.

Arrests by Gender

	2002	2003	2004	2005	2006	2007	2008
Males	8	7	10	19	16	17	16
Females	2	2	1	8	5	3	0
TOTAL	10	9	11	27	21	20	16

Protective Custodies by Year

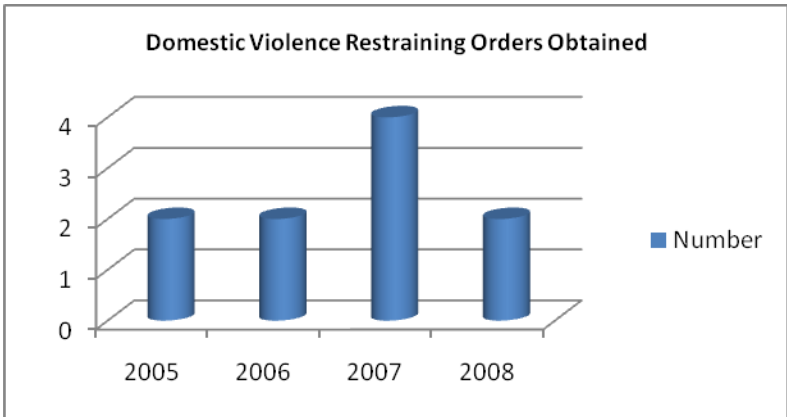
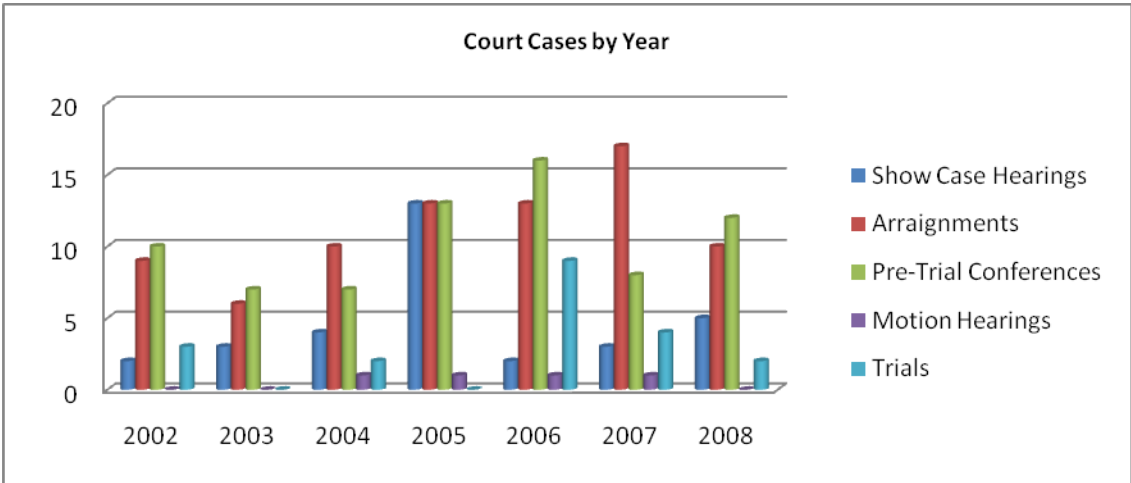
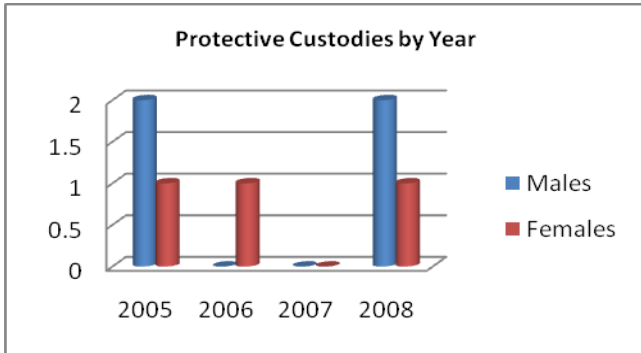
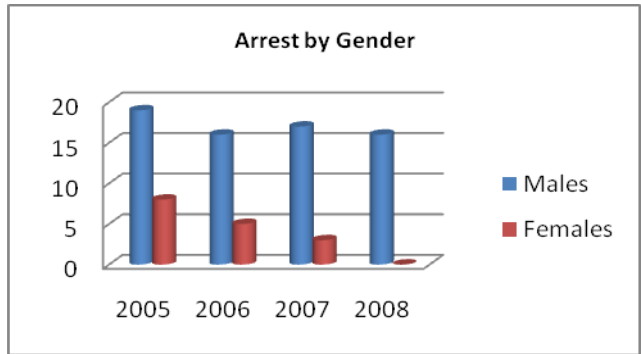
	2002	2003	2004	2005	2006	2007	2008
Males	1	0	0	2	0	0	2
Females	0	0	0	1	1	0	1
TOTAL	1	0	0	3	1	0	3

Court Cases by Year

	2002	2003	2004	2005	2006	2007	2008
Show Cause Hearings	2	3	4	13	2	3	5
Arraignments	9	6	10	13	13	17	10
Pre-Trial Conferences	10	7	7	13	16	8	12
Motion Hearings	0	0	1	1	1	1	0
Trials	3	0	2	0	9	4	2
TOTALS	24	16	24	40	41	33	29

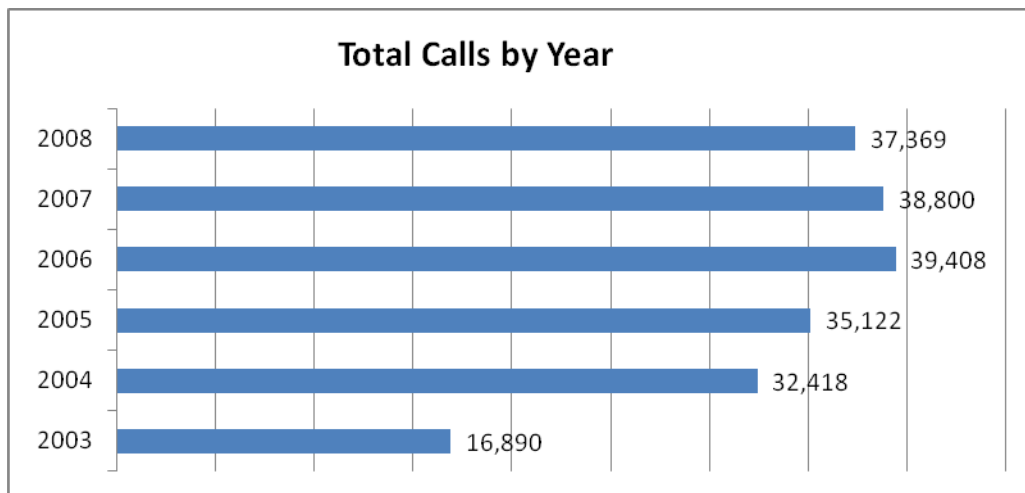
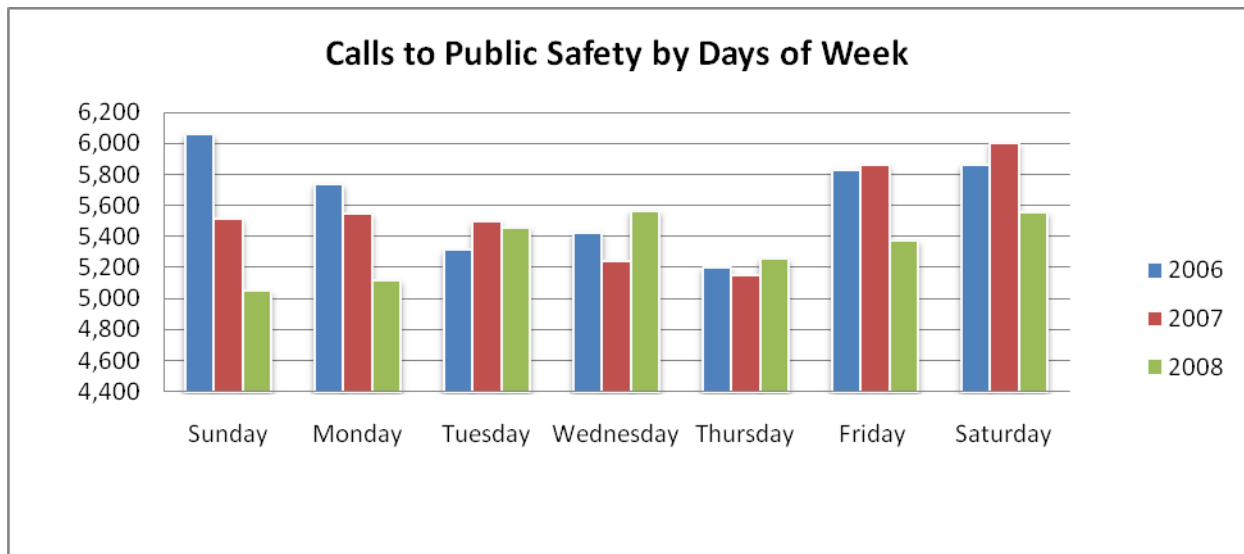
Domestic Violence Restraining Orders Obtained

	2002	2003	2004	2005	2006	2007	2008
Orders Obtained	2	1	7	2	2	4	2



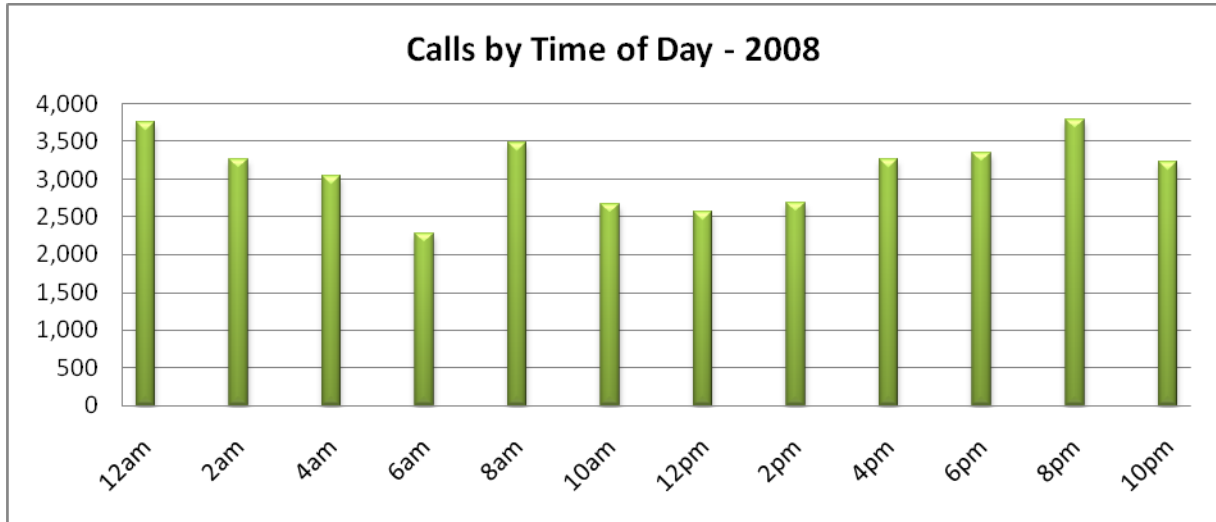
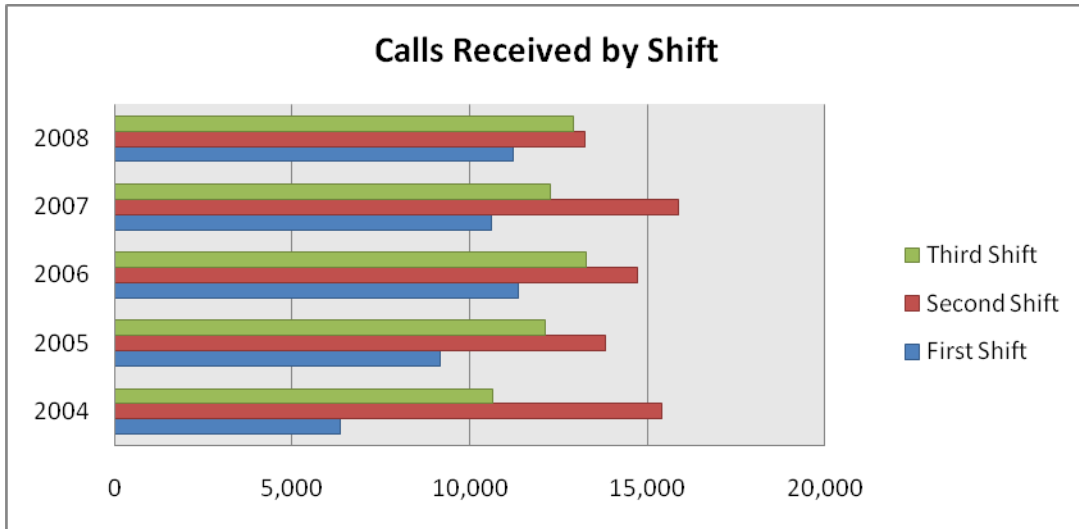
Calls to Public Safety by Day of Week

Day of Week	2003	2004	2005	2006	2007	2008	Change
Sunday	2,322	4,844	5,035	6,057	5,512	5,048	-464
Monday	1,846	4,370	5,062	5,735	5,544	5,117	-427
Tuesday	1,865	4,247	5,105	5,312	5,496	5,456	-40
Wednesday	2,177	4,481	4,923	5,422	5,240	5,565	325
Thursday	3,037	4,668	4,786	5,199	5,147	5,256	109
Friday	2,630	4,845	5,006	5,825	5,859	5,373	-486
Saturday	<u>3,013</u>	<u>4,963</u>	<u>5,205</u>	<u>5,858</u>	<u>6,002</u>	<u>5,554</u>	<u>-448</u>
TOTAL	16,890	32,418	35,122	39,408	38,800	37,369	-1431



Calls Received by Shift, 2002-2008

	2004	2005	2006	2007	2008	Change
First Shift– (7am–3pm)	6,368	9,181	11,368	10,629	11,214	585
Second Shift (3pm – 11pm)	15,415	13,817	14,738	15,897	13,248	-2,649
Third Shift (11pm – 7am)	10,635	12,124	13,302	12,274	12,907	633



Parking Statistics
Vehicle Registration FY2004 – FY2009

DECALS ISSUED	2004-2005	2005-2006	2006-2007	2007-2008	2008-2009
Faculty / Staff	2023	1857	1926	*1307	1210
Alumnae	30	49	55	74	63
Service	55	56	52	58	51
Rental Property	50	51	45	49	37
Student	256	296	335	302	294
Student Commuters	165	139	112	112	90
SSW Summer Faculty	59	59	63	55	61
SSW Summer Students	240	229	242	306	215
Carpool	-	19	31	*26	22
Student Perimeter	-	99	52	52	44
State Street Lot	-	24	**	**	**
Conway House	-	-	10	12	10
Opt-Out	-	-	-	79	95
TOTAL	2878	2878	2923	2432	2192

* Began using mobile decals.

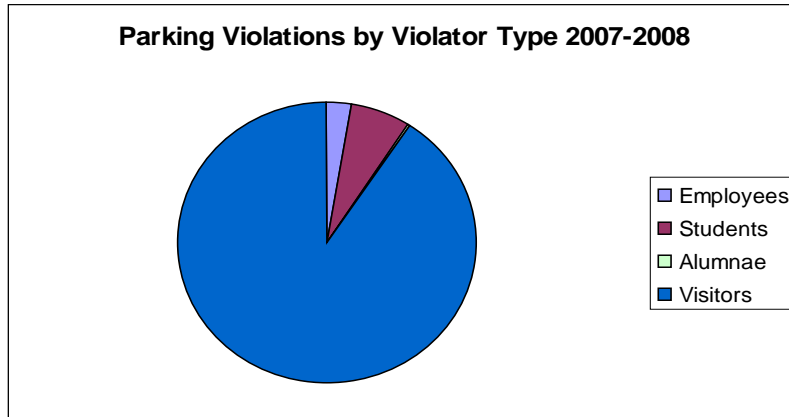
**As of 2006, the College no longer uses the State Street Lot

Parking Violations by Violator Type

	2004-2005	2005-2006	2006-2007	2007-2008	2008-2009
Employees	42	104	78	120	34
Students	33	254	195	345	343
Alumnae	*	1	0	2	1
Visitors	2278	3401	2676	2696	1760
TOTAL	2353	3760	2949	3163	2138
Vehicles Towed	24	122	54	70	66
Vehicles Immobilized	83	**	**	**	**

* no statistics available

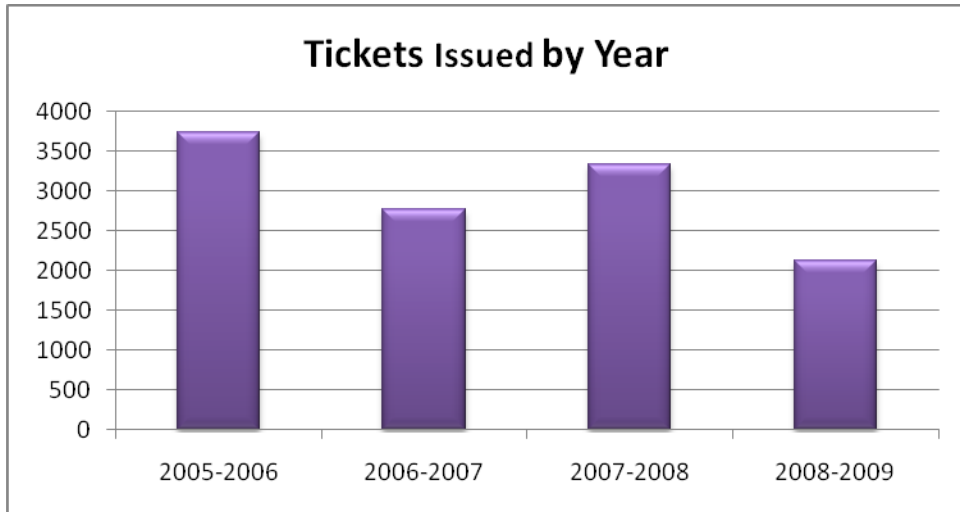
** vehicle immobilization no longer used



Parking Citations by Violation

	2005-2006	2006-2007	2007-2008	2008-2009
Parked in a Handicap Space	35	38	29	7
Using Others Handicap Placard	1	0	0	0
Permit-Expired/Altered/Stolen/Invalid	4	67	26	14
Parking after 5 th Violation	6	48	35	23
Smith Decal in Unauthorized Place	950	593	660	500
Blocking Fire Lane/Exit/Entrance	24	62	50	40
Violation of Snow Regulations	64	58	146	59
Posted Tow Zone	32	8	10	28
Unauthorized Parking	70	1395	145	133
Sidewalk/Crosswalk	3	49	31	17
Obstructing Bldg/Entrance/Gates/Stairs	13	0	17	23
Parking in a No Parking Zone	27	48	55	25
Parked Against Flow of Traffic	3	20	34	26
Not Parked within Marked Lines	198	44	125	75
Vehicle not Registered w/ Public Safety	1994	87	1772	1081
Unauthorized in Visitor's Space	67	*	27	0
Overtime Parking	251	61	160	70
Parked More than 24" from Curb	1	195	2	0
Decal not attached to Window	*	*	12	10
Total	3743	2773	3336	2131

* Statistics not available.



Parking Appeals

	Appeals Granted 2007	Appeals Denied 2007	Appeals Granted 2008	Appeals Denied 2008
January	208	63	17	4
February	31	9	42	10
March	25	6	34	2
April	11	3	26	4
May	0	0	15	1
June	35	7	28	4
July	47	0	50	3
August	18	3	53	5
September	52	20	31	10
October	26	12	15	3
November	6	0	44	11
December	17	1	11	3
Total	476	124	366	60

Parking Passes Issued

	2005-2006	2006-2007	2007-2008	2008-2009
¹ Temporary Parking Passes	550	-	-	-
² Temporary Parking Hang Tags	418	1215	1593	2147
³ One-Day Visitor Parking Hang Tags	2235	2451	3764	3667
⁴ Special Event Parking Permits	-	35	55	66
Grand Total	3203	3701	5412	5880

Note: The increase of One-Day Visitor Parking Hang Tags issued in 2007-2008 is attributed the new Opt-Out Program.

¹ Parking passes used for both temporary and one day visitor parking 6/1/05 – 1/13/06.

² Began using temporary hang tags in January 2006.

³ Began using one-day visitor hang tags in November 2005.

⁴ Special permits are for groups that attend events, workshops, and meetings at Smith and also Five-College and adjunct music performance teachers.

Training 2008

The Department of Public Safety is committed to providing training to its staff to maintain a professional department. Department members are required to undergo a substantial amount of training on a yearly basis.

Instructor Certification

APCO Telecommunication Class (1 officer, 1 dispatcher)

CPR/AED (13)

Special State Police Officer Supervisor Course (Lt.)

Crisis Response – C-CERT (1)

Defensive Tactics Instructor (1) – Includes: MOAB Basic Instructor Course; OCAT Instructor Course; OC (pepper spray); baton/handcuffing

In-Service Training

Special State Police Officer (15)

ICS-Command Post Training (2)

Legal Updates for Officers (5)

Legal Update for Dispatchers (2)

Specialized

FBI VICAP Training (1)

Strategies/Mentally Ill (15)

Use of Force Investigation (1)

Crime Prevention Strategies (1)

Community Programs / Services 2008

Workshops Offered

- **Rape Aggression Defense (RAD)**
- **Community CPR and AED classes**
- **Alcohol Awareness Presentations**
- **Campus Housing and Personal Safety Presentations**

Services Offered

- **Department Website offering: Community Education, Crime Prevention Information, Safety Alerts, Statistics, Parking Information, Public Safety Daily Logs, etc.**
- **Vehicle Parking Registration**
- **Bicycle Registration**
- **Coordination of the Smith College Student Emergency Medical Services**
- **Information Booth at Central Check-in**
- **New Employee Public Safety Briefings**
- **Community Service Officer Unit**
- **Liaison Program**

ASSOCIATION MEMBERSHIPS

Western Massachusetts Public Safety Directors
International Association of Campus Law Enforcement Administrators
New England College and University Security Association
Massachusetts Association of College and University Public Safety Directors
Western Massachusetts Chiefs of Police Association
Massachusetts Chiefs of Police Association
International Chiefs of Police Association
Massachusetts Police Accreditation Commission
Coalition of Accreditation Managers of Massachusetts
Domestic Violence Intervention Project Partnership of Franklin and Hampshire Counties
Hampshire County Deputy Sheriff Association
MassRIDES Silver Level Partner for 2008

Commendations 2008-2009

We are very fortunate to have such a professional and caring department, and we are so pleased to receive many positive comments from members of our community as well as College guests, that we wanted to share some in this report. Comments included were selected based on content, and many more were received than could be printed. We are proud that our efforts are recognized and appreciated by those we serve.

To: Paul Ominsky
From: Margaret A. Rakas

We've been rather "needy" here at the Science Center in the past month, and without exception Public Safety Officers have been helpful, responsive, courteous and just plain wonderful.

To: Nanci Forestall
From: Dorian Storbeck

I will be sure to keep valuables with me, but I want to sincerely thank you—so far this summer, you have been the easiest, fastest responding, & most straightforward organization on campus that I have been in contact with or worked with—this really means a lot to me and is a great stress-reliever!

To: Paul Ominsky, Susan Dawley
From: Emily Wolfe Roubatis

I am writing to thank you for your help last Friday evening. I was attempting to bake apple pie and in the process, cut two of my fingers pretty badly, and needed to be transported to the hospital for stitches. I am extremely grateful for the quick response and especially, for the great care and aid I received from Sue Dawley. I know you are all very busy keeping tabs on the campus and wanted to make sure you knew how much I appreciated your professional, caring, and competent response to my crisis. Thank you.

To: Public Safety
From: Claire Malley

Thank you for coming to unlock my room door several times during my first couple weeks on campus, and the Cutter House door on Saturday of Thanksgiving break. We would all be left out in the cold without you. Happy Holidays.

From: Dwight Pogue
To: Paul Ominsky

Please pass a thank you along to whoever the officers were working Sunday (yesterday) afternoon around 3 p.m.

Last week Pam had signed a van out for me for Sunday afternoon trip to Boston University to pick up some Smith student prints, and we discovered to our dismay no key in the packet! Apparently the envelope with the credit card and e-z pass activator contained no key.

I figured nothing could be done about it since physical plant was closed. I telephoned Public Safety and told them my problem and they immediately arranged for someone to go to Physical Plant and find the key so we could make the trip!

THANKS FOR BEING SO HELPFUL!

This made me realize that more often than not we take for granted all the work that Public Safety does- they do such a good job that we don't really think about it. Please let everyone know I appreciate them and my students appreciate them.

Thanks again,
Dwight